

# Low-Profile 23/24

c-tourer T | chic c-line T



PRICE LIST 23/24 EN-DE

valid from 01.01.2024

**carthago**<sup>®</sup>  
Das Reisemobil.

# Table of contents

## Weight notes

3-6

LIGHTWEIGHT-PREMIUM CLASS

35 tons 45 tons



### c-tourer low-profile Lightweight

7-17

The c-tourer Lightweight models impress with their short vehicle lengths of up to 7 m, their perfect handling and their amazingly light own weight.



AL-KO



Mercedes-Benz

AL-KO

COMFORT-PREMIUM CLASS

45 tons



### c-tourer low-profile Comfort

7-17

If certification within the 3.5 t weight class is not essential and comfort is more important than weight, the c-tourer Comfort models offer the right solution



AL-KO



Mercedes-Benz

AL-KO

45 tons



### chic c-line low-profile

18-25

The fascination of the Carthago Premium Class: elegance, comfort and extravagance



AL-KO



Mercedes-Benz

AL-KO

## Hints and additional equipment information

25-26

## General notes

26

## Footnotes

27

# IMPORTANT LEGAL AND TECHNICAL INFORMATION FOR THE SELECTION AND CONFIGURATION OF YOUR MOTORHOME


Each motorhome is only approved for a certain maximum weight on the road, which must not be exceeded under any circumstances when driving. When you select and configure your motorhome or van (hereinafter referred to as: „the motorhome“), the technical and legal limits for the weight of the motorhome are therefore extremely important. These play a decisive part in the configuration, particularly when the additional equipment is being selected (equipment packages, special equipment and options).

The technical and legal requirements for the weight of your motorhome are regulated in EU Implementing Regulation No. 2021/535 (until June 2022: EU Implementing Regulation No. 1230/2012). This applies uniformly within the European Union. In order to make it easier for you to select and configure your motorhome in compliance with the legal and technical requirements, the key terms and requirements of this regulation are explained in the following, and you are provided with some information that is extremely important when you are configuring your vehicle and selecting your additional equipment (equipment packages, special equipment and options) from the items that are available from the factory. Please read this information carefully before configuring and ordering your vehicle. Our dealers will provide you with additional assistance in selecting and configuring your motorhome.

## 1. TECHNICALLY PERMISSIBLE GROSS WEIGHT

The technically permissible gross weight describes the layout-based maximum permissible weight specified by the manufacturer that your motorhome is allowed to weigh when loaded (e.g. 3,500 kg, 4,500 kg). This is entered in Part I of the registration certificate. You can find information about the technically permissible gross weight for each layout in the technical data which is shown in our sales documents (e.g. in the price lists).

Illustration in the price list:

c-tourer Lightweight		
		
	<b>T 143 LE</b>	
Base vehicle	Fiat Ducato	Mercedes-Benz Sprinter
Standard chassis	AL-KO low frame 35 light	AL-KO low frame 415 CDI
Base engine	Diesel 2.2 l (140 PS / 103 kW)	Diesel 2.0 l (150 PS / 110 kW)
Length / width / height (mm) <sup>1) 2) 3)</sup>	6900 / 2270 / 2920	7060 / 2270 / 2950
Wheel base (mm)	3800	3900
Double floor height / Double floor storage compartment (mm)	220 / 460	
Headroom in living area (mm)	1980	
Rear garage interior height (mm)	1200	
Door width / height rear garage at passenger side (mm)	1050 x 1140	
Door width / height rear garage at driver side (mm)	850 x 1140	
Technically permissible gross vehicle weight (kg) <sup>5)</sup>	3500 / 4500 <sup>1)</sup>	
Weight in running order (kg) <sup>6)</sup>	2985 (2836-3134)	3035 (2883-3187)
Max. weight of additional equipment in series production specified by the manufacturer (kg) <sup>7)</sup>	154	125
Max. towed load (kg) <sup>10)</sup>	2000	
Max. number of seats with 3-point safety belt as standard while driving standard <sup>5)</sup>	4	

The technically permissible gross weight of the vehicle (e.g. 3,500 kg) must not be exceeded under any circumstances while driving. If the vehicle exceeds the technically permissible gross weight while driving, this constitutes an administrative offence which may be punishable with a fine. We therefore urgently advise you to check this before each journey and ensure that you and your vehicle do not exceed the technically permissible gross weight (e.g. 3,500 kg).

## 2. WEIGHT IN RUNNING ORDER

The weight in running order corresponds to the (unladen) weight of the vehicle with standard factory equipment (including lubricants, tools, tyre repair kit and a fuel tank that is 90% full) plus a statutory flatrate weight of 75 kg for the driver.

The weight in running order essentially includes the following items:

- the unladen weight of the vehicle including the body and filling with operating materials such as lubricating grease, oils and coolants;
- the standard equipment, i.e. all equipment items which are included as standard in the vehicle;
- a fresh water tank that is 100% full when driving (filling when driving in accordance with the manufacturer's specifications. You will find the manufacturer's information about filling in the vehicle in the sales documents (e.g. in the price lists). This is 20 l or 50 l depending on the model series) and an aluminium gas bottle that is 100% full, weighing 16 kg;
- a fuel tank that is 90% full;
- the driver, whose weight is set at a flatrate of 75 kg, regardless of the driver's actual weight.

The weight in running order is therefore the basic configuration of the vehicle model you have selected with standard equipment plus a statutory flatrate weight of 75 kg for the driver. This changes after selecting additional equipment (equipment packages, special equipment, options).

You will find information about the weight in running order for each layout in our sales documents (e.g. in the price lists).

It is important that the value given in our sales documents for the weight in running order is a standard value which is determined during the type approval procedure and checked by the authorities. It is legally permissible and possible for the weight in running order of the vehicle which is delivered to you to differ from the nominal value specified in the sales documents due to production-related tolerances. The legal tolerance is  $\pm 5\%$ . The EU legislator has taken into account the fact that there are certain fluctuations in the weight in running order due to fluctuations in the weight of the supplied parts as well as process and weather-related factors. Please take this into consideration when you are selecting and configuring your motorhome.

Example calculation illustrating these (permissible) production-related weight deviations:

Weight in running order according to sales documents:	2,900 kg
Legal tolerance of $\pm 5\%$ :	145 kg
Legally permissible range of weight in running order:	2,755 to 3,045 kg

The specific range of permissible weight deviations for the weight in running order for each layout can be found in the technical data shown in our sales documents. As a manufacturer, we endeavour to restrict weight fluctuations to the minimum that is unavoidable in terms of production technology. Deviations above and below within the legally permissible tolerance range therefore only occur very rarely. However, in spite of constant technical optimization of the production process, these cannot be completely avoided.

In order to ensure that all of the vehicles which are actually delivered comply with the legally permissible tolerance, the actual weight of the vehicle and compliance with the permissible tolerance of  $\pm 5\%$  is checked by us as the manufacturer by weighing the vehicle upon completion in the production area at the end of the production line. Your dealer will inform you of the actual weight of your vehicle that was measured at the end of the production line. This gives you full transparency about any weight discrepancies that may be present in your vehicle.

### 3. NUMBER OF MAXIMUM PERMITTED SEATS / WEIGHT OF PASSENGERS

The maximum number of permitted seats while driving is determined by us as the manufacturer during the type approval procedure. The weight of the passengers results from the maximum number of permitted seats. The weight of the passengers is a flat rate of 75 kg for each approved seat which we as the manufacturer have provided for the vehicle, regardless of what the passengers actually weigh. This is also a legally prescribed calculation. Since the weight of the driver is already included in the weight in running order, i.e. 75 kg (see section 2.), this is not taken into consideration in the weight of the passengers. In a motorhome with four approved seats, the weight of the passengers is  $3 \times 75 \text{ kg} = 225 \text{ kg}$ .

The specification of the maximum number of permitted seats in the sales documents refers to the respective vehicle weight in the standard condition without additional equipment (see section 4 for additional equipment) and reflects the maximum possible number of people who can be seated whilst driving.

However, the number of seats depends on the weight and the axle load. It can therefore be reduced by installing additional equipment (e.g. by selecting equipment packages, special equipment and options) or, depending on the model, it can only be achieved by increasing the permissible gross weight and/or by omitting additional equipment.

### 4. ACTUAL WEIGHT AND ADDITIONAL EQUIPMENT

The weight in running order (see section 2.) and the weight of the factory-installed additional equipment (equipment packages, special equipment, options) in a specific vehicle are collectively referred to as the actual weight of the vehicle.

You can find information about the actual weight of your vehicle after it has been handed over in section 13.2 of the Certificate of Conformity (CoC), which will be given to you by your dealer when the handover takes place.

Please note that the actual weight specified in the Certificate of Conformity (CoC) is also a standardised value. Since there is a legally permissible tolerance of  $\pm 5\%$  for the weight in running order – as an element of the actual weight (see section 2.), the actual weight can deviate accordingly from the specified nominal value accordingly.

According to the legal definition, the so-called additional equipment includes all optional equipment parts that are not included in the standard equipment and is fitted to the vehicle by the manufacturer (i.e. ex works) and can be ordered by the customer (e.g. awning, bicycle or motorcycle rack, satellite system, solar system, oven etc.). Information about the individual or package weights of the equipment packages, special equipment and options which can be ordered can be found in our sales documents. Other accessories that are retrofitted after delivery of the vehicle from the factory by the dealer or by you personally are not included in the special equipment in this sense.




## 5. MANUFACTURER'S SPECIFIED MAXIMUM WEIGHT FOR ADDITIONAL EQUIPMENT AND PAYLOAD

Since the installation of additional equipment is also subject to legal and technical limits, we determine the value of the maximum weight for additional equipment for each layout and vehicle which can be fitted to the vehicle in addition to the standard equipment (e.g. by selecting equipment packages and/or special equipment). This value must not be exceeded when you are selecting and configuring your vehicle.

The specification of the weight of additional equipment defined by the manufacturer can be found in our sales documents (e.g. in the price lists).

Illustration in the price list:

c-tourer Lightweight		
		
T 143 LE		
Base vehicle	Fiat Ducato	Mercedes-Benz Sprinter
Standard chassis	AL-KO low frame 35 light	AL-KO low frame 415 CDI
Base engine	Diesel 2.2 l (140 PS / 103 kW)	Diesel 2.0 l (150 PS / 110 kW)
Length / width / height (mm) <sup>1) 2) 3)</sup>	6900 / 2270 / 2920	7060 / 2270 / 2950
Wheel base (mm)	3800	3900
Double floor height / Double floor storage compartment (mm)	220 / 460	
Headroom in living area (mm)	1980	
Rear garage interior height (mm)	1200	
Door width / height rear garage at passenger side (mm)	1050 x 1140	
Door width / height rear garage at driver side (mm)	850 x 1140	
Technically permissible gross vehicle weight (kg) <sup>5)</sup>	3500 / 4500 <sup>1</sup>	
Weight in running order (kg) <sup>6)</sup>	2985 (2836-3134)	3035 (2883-3187)
Max. weight of additional equipment in series production specified by the manufacturer (kg) <sup>7)</sup>	154	125
Max. towed load (kg) <sup>10)</sup>	2000	
Max. number of seats with 3-point safety belt as standard while driving standard <sup>5)</sup>	4	

For motorhomes, the European legislation prescribes a fixed minimum payload, which must remain for luggage or other accessories which are not installed in the factory. This minimum payload is calculated as follows:

Minimum payload in kg  $\geq 10 * (n + L)$

Whereby the following applies: „n“ = maximum number of passengers plus the driver and „L“ = total length of vehicle in metres (including decimal places).

For a motorhome with a length of 7 m and 4 approved seats (including the driver), the minimum payload is 10 kg \* (4 + 7) = 110 kg, for example.

When you are configuring your motorhome, please note that the payload must not fall below the minimum.

To ensure that the minimum payload is adhered to, there is a maximum combination of additional equipment which can be ordered for each vehicle model. In the above-mentioned example with a minimum payload of 110 kg, the gross weight of the additional equipment for a vehicle with four approved seats (including the driver) and a weight in running order of 2900 kg should be a maximum of 265 kg:

3,500 kg	Technically permissible gross weight
- 2,900 kg	Weight in running order
- 3 x 75 kg	Weight of passengers
- 110 kg	Minimum payload
= 265 kg	Additional equipment

The maximum weight for additional equipment specified by the manufacturer is intended to ensure that the legally prescribed so-called minimum payload is also actually available for additional loading after the vehicle has been delivered by the manufacturer. This means that only so much additional equipment can be ordered and installed at the factory that there is still sufficient free weight for luggage and other accessories (the so-called payload) without exceeding the technically permissible gross weight.

The payload is calculated by deducting the weight in running order (nominal value in accordance with the sales documents, see section 2.), the weight of the passengers (see section 3.) and the manufacturer-defined maximum weight for additional equipment from the technically permissible gross weight (see section 1.).

Please note that this calculation is based on the standard value for the weight in running order that is specified during the type approval procedure, without taking into the permissible weight deviations for the weight in running order (see section 2.). If the maximum permitted value for the additional equipment of 265 kg (as per the example) has almost or completely been used up, an upwards deviation in the weight in running order may mean that the minimum payload of 110 kg is mathematically maintained using the standard value of the weight in running order, but in actual fact there is no appropriate possibility of having a payload.

Here is also an example calculation for a vehicle with four approved seats whose actual weight in running order is 1% above the nominal value:

3,500 kg	Technically permissible gross weight
- 2,929 kg	Actual weight in running order of the vehicle (+ 1% on comparison to compared to the 2,900 kg specified in the sales documents)
- 3 x 75 kg	Weight of passengers
-265 kg	Weight of additional equipment
= 81 kg	Actual payload (< minimum payload of 110 kg); in this example, the minimum payload is therefore undershot by 29 kg

In order to avoid such a reduction of the minimum payload, the weight of the additional equipment which can be ordered is reduced by the manufacturer on the basis of the layout. Limiting the amount of additional equipment is intended to ensure that the minimum payload, i.e. the legally prescribed free weight for luggage and other accessories, is also actually available for the payload in the vehicles which are delivered by the manufacturer.

Since the actual weight of the specific vehicle is only determined when it is weighed at the end of the production line, it cannot be completely ruled out that in rare exceptional cases situations can arise whereby the minimum payload at the end of the production line is not guaranteed, despite this limitation of the additional equipment. In order to ensure the minimum payload in these cases as well, before delivery of the vehicle, the manufacturer will check with you and your dealer whether, for example, the vehicle weight is increased, the permissible number of seats will be reduced or additional equipment will be removed to reduce the weight so that you receive a vehicle which provides you with the legal minimum payload. The weights for additional equipment installed in the factory can be found in our sales documents (e.g. in the price lists).

Illustration in the price list:

Article No.		€ incl. 19 % VAT	kg
<b>Fiat Ducato chassis</b>			
310021	140 HP / 103 kW engine, Euro 6d Final, f35 light, 9G automatic torque converter transmission <sup>67) 68)</sup>	3.990	55
310022	140 HP / 103 kW engine, Euro 6d Final, f40 heavy (perm. gross weight 4,250 kg), manual transmission <sup>10) 67)</sup>	2.150	46
310023	140 HP / 103 kW engine, Euro 6d Final, f40 heavy (perm. gross weight 4,250 kg), 9G torque converter transmission <sup>10) 67)</sup>	6.140	61
310024	180 HP / 132 kW engine, Euro 6d Final, f35 light, 9G manual transmission <sup>67)</sup>	4.510	20
310025	180 HP / 132 kW engine, Euro 6d Final, f35 light, 9G automatic torque converter transmission <sup>67) 68)</sup>	8.500	55
310026	180 HP / 132 kW engine, Euro 6d Final, f40 heavy (perm. gross weight 4,250 kg), manual transmission <sup>10) 67)</sup>	6.660	66
310027	180 HP / 132 kW engine, Euro 6d Final, f40 heavy (perm. gross weight 4,250 kg), 9G torque converter transmission <sup>10) 67)</sup>	10.650	61
330325	Fiat 16-inch steel wheels instead of 15-inch for f35 light chassis	360	29
330330	Fiat 16-inch alloy wheels for f35 light chassis in conjunction with manual transmission	1.090	22,5
330340	Fiat 16-inch alloy rims for f40 heavy chassis / f35 in conjunction with 9G automatic torque converter transmission	890	-8
311810	Reinforced spring on front axle for optimal ride comfort <sup>57)</sup>	620	3
311815	AL-KO "ACS" High Performance front axle spring strut <sup>57)</sup>	1.490	-
310467	Weight increase from 4,250 kg to 4,500 kg with Fiat Ducato f40 heavy	340	-
310630	Leather steering wheel and gear lever	310	-

The additional weight of additional equipment (all equipment items not included in the standard scope) increases the actual weight of the vehicle (= weight in running order plus the selected additional equipment) and reduces the payload. The specified value shows the additional weight compared to the standard equipment of the respective layout. The gross weight of the selected additional equipment (equipment packages, special equipment and options) must not exceed the maximum weight for additional equipment specified by the manufacturer.

## 6. THE EFFECTS OF WEIGHT IN RUNNING ORDER TOLERANCES ON THE PAYLOAD

Regardless of the minimum payload, you should also note that unavoidable production-related fluctuations in the weight in running order have an effect on the remaining payload:

If you order our example vehicle (see section 5.) with additional equipment with a gross weight of 150 kg, the calculated payload is 225 kg based on the default value for the weight in running order. Due to the tolerances, the payload that is actually available may deviate from this value and may be higher or lower. If the weight in running order of your vehicle is about 1% higher than the weight specified in the sales documents, the possible payload is reduced from 225 kg to 196 kg:

3,500 kg	Technically permissible gross weight
- 2,929 kg	Actual weight in running order of the vehicle (+ 1% on comparison to compared to the 2,900 kg specified in the sales documents)
- 3 x 75 kg	Weight of passengers
- 150 kg	Additional equipment ordered for the specifically configured vehicle
= 196 kg	Actual payload

In order to be sure that the calculated payload is actually available, you should take the possible and permissible tolerances for the weight in running order into consideration when you are selecting and configuring your vehicle. We also strongly recommend weighing the loaded motorhome on a weighbridge before every journey and, taking the individual weight of the passengers into consideration, determine whether the technically permissible gross weight and the technically permissible gross weight on the axles are complied with.



You can find more information online!

## The sophisticated all-rounder

Lightweight models with short vehicle lengths for the requirements of the 3.5 t weight class and comfort models with a gross weight of up to 4.5 t

### The lightweight class



- Selected models also available with permissible gross weight of 3,500 kg.
- Further weight reduction of up to 39,5 kg with the optional 3.5 t weight reduction package

### Double floor with huge, heated storage compartment:



- Usable height of up to 55.5 cm
- Exterior access via several large hatches. Convenient interior access via the seat bench cover of the L-shaped lounge seating area and the large living area floor hatch
- Large, central through-loading space (interior height 22 cm), with extra-low double floor storage compartment (usable height 46 cm), also conveniently loadable from the outside through the XL habitation door via a large, self-supporting living area floor hatch
- Entire double floor heated with climate storage function

### Carthago special AL-KO low frame as standard:



- Permissible gross weight 3.5 t to 4.5 t



### Carthago body concept for Liner premium class:



- High-stability chassis connection using frame members (roof-wall / floor-wall)
- Entirely wood-free construction with water-repellent RTM hard foam insulating core
- Interior walls and inside of roof made from aluminium
- Micro-fibre wall covering

### Base vehicle

- Daytime driving light integrated in the headlight
- Driver/passenger airbag<sup>11</sup>
- Mud flaps on the rear axle
- Fix & Go repair kit

### Fiat Ducato with AL-KO low frame Carthago special light

- Engine: 2.2 l diesel Multijet 3 with Adblue (19 l), 140 HP / 103 kW, 4 cylinders, 350 Nm, Euro 6d Final, 6-speed gearbox, front-wheel drive
- Start / Stop system
- Fuel tank 90 l
- Side wind assistant, cruise control, ABS, ESP, ASR, electric immobiliser, Hillholder, Hill Descent Control, Traction Plus, trailer stability control, collision braking system<sup>65</sup>
- Manual air conditioning system
- Cup holder

### Mercedes-Benz Sprinter with AL-KO low frame Carthago special light

- Engine: 2.0 l diesel with Adblue (22 l), 150 HP / 110 kW, 4 cylinders, 330 Nm, Euro VI e, 6-speed gearbox, front-wheel drive
- 16-inch steel wheels
- Fuel tank 65 l
- Keyless Start incl. Start/Stop button
- Side wind assistant, Hillholder, ABS, ASR, EBV, ESP
- Lane departure assistant with acoustic warning signal
- Driver and passenger cup holders, glove compartment at passenger side
- Hinged lid for storage compartment
- Automatic driving light control
- Mercedes-Benz emergency call system, breakdown management
- Chassis battery 12 V / 92 Ah
- Wiring (cable set) for habitation door central locking system
- Electric warm air auxiliary heating in drivers cabin

### Liner premium-class body construction

- 10-year leak proof guarantee
- Wood-free bodywork with GRP roof and floor covering
- Roof/wall connection via curved roof and frame member
- Roof system rails at side with rainwater deflection function
- Side and rear walls with aluminium on the interior and exterior
- RTM hard foam insulating core in roof, floor and side wall
- Floor to side wall connection using aluminium frame members bonded over the entire surface with additional cold stop
- Total wall and roof thickness, 38 mm
- Exterior hatches made from the original side wall material "Carthago Isoplus"
- Internal/external flap seal, outer seal as water spray protection
- Exterior hatches and habitation door with internal hinges
- Segmented side skirts made from aluminium profile
- 4-part rear frame with separate rear bumper (Model 145 RB LE: Modern dynamic rear design)
- Carthago rear lights with Carthago "C" branding in LEDs
- Seitz S4 main cabin window, double frame with insulated glazing and no thermal bridge, insect screen roller blind and pleated blackout blind
- LED exterior light above habitation door with rain deflector
- Electrically extendible habitation door entrance step incl. warning buzzer

### Drivers cabin

- Bumpers and side attachments lacquered in same colour as vehicle
- Radiator grille design with chrome elements (Mercedes-Benz)
- Radiator grille with Carthago lettering (Fiat)
- T-pod in GRP
- Drivers cabin doors with central locking and electrically operated windows at driver and passenger sides
- Aguti comfort seats at driver and passenger sides in same material as living area, rotatable, upholstered armrests (Mercedes-Benz)
- Comfort seats at driver and passenger sides in same material as living area, rotatable, upholstered armrests (Fiat Ducato)
- Electrically adjustable and heated outer mirrors
- All-round overhead storage cabinets above the drivers cabin
- Dividing curtain for the living area

## Double floor

- Usable height of up to 55.5 cm
- Through-loading storage compartment with lighting and heating
- Outside access via several large hatches
- Interior access via the L-shaped lounge seating area with patented fitting, hinged side seat bench as well as via the large living area floor hatch in the entrance and kitchen area
- Central through-loading storage compartment (interior height 22 cm) with extra-low double floor storage compartment (usable height 46 cm)

## Large scooter garage

- Scooter garage load capacity up to 350 kg
- Large garage door at drivers side, additional door at passengers side
- Garage floor with GRP on top and bottom, anti-slip coating
- With all-round frostproof insulation and heating
- Lashing system using aluminium frame member, including eight lashing eyes

## Interior

- epic world of style: brilliant ash furniture decor with overhead cabinet doors in high gloss ivory
- Casablanca world of style: Noble Cherry furniture décor with overhead cabinet doors in high gloss ivory (optional, standard in model 145 RB LE)

## Living area

- Inside of walls and roof with microfibre climate-regulating wall covering
- L-shaped lounge seating area with side seat bench
- Living area window above side seat bench at passenger side (model 148 LE H)
- Wall panelling behind side seat with leather look
- 360° living room table, rotatable using a foot pedal and movable in two directions
- Swivel-out shoe cabinet with holding system integrated into the plinth of the seat bench, including LED mood lighting
- Seat upholstery with multilayer premium foam core and back support function
- “Durafix” double connecting technology: Furniture section screwed together and mortised
- Hatch closers with soft cushioning
- Curtain system incl. removable decorative curtain

## Kitchen

- Kitchen worktop as visual room divider and additional work surface (not model 143 LE)
- Kitchen worktop surface in scratch-resistant shale decor
- Work surface lit from underneath with LED light strip
- Kitchen units with cutlery drawer
- Separate waste bin in separate hygiene area
- “Easy glide” roller-mounted kitchen drawers, with self and soft closing mechanism
- “Profi Gourmet” 3-ring hob with divided glass cover (model 143 LE one-piece) with robust cast iron trivet and glass surface
- Round stainless steel sink embedded in work surface with multifunctional sink cover including wall holder for increasing size of work surface
- Metal version of water fitting at practical pot height
- Kitchen rear wall in cream decorative glass
- Large fridge with door that opens at both sides (models 143 LE, 145 RB LE: Slimtower) with separate freezer compartment, automatic energy source finder 12 V / 230 V / gas operation
- Mini-Heki skylight

## Washroom & changing room

### Changing room & room partitioning

- Changing room with lockable room partitioning door and separate sliding door to living area (not model 148 LE H)
- Solid wooden sliding door in front of sleeping area (models 148 LE, 149 LE)
- Pull-out room partitioning and TV wall in front of sleeping area (model 150 QB)
- Room-height wardrobe with two clothes rails and shelf (model 148 LE)

## Combined washroom with separable round shower (Models 143 LE, 148 LE, 148 LE H)

- Hand towel rail above round shower
- Shower head height-adjustable on chrome rail
- Mini-Heki skylight
- Wash stand base unit with toilet roll holder, mirror storage cabinet

## Luxury washroom with separate shower room (Models 145 RB LE, 149 LE, 150 QB)

- “One level” shower access
- Hand towel rail above round shower
- Waterproof shower insert in same design as living area floor (model 149 LE)
- Shower insert with same design as living area floor, removable for showering (models 145 RB LE, 150 QB)
- Shower head height-adjustable on chrome rail
- Roof dome in shower room
- Mini-Heki skylight in washroom
- Wash stand base unit with toilet roll holder, mirror storage cabinet

## Sleeping

### Fixed beds in rear area

- Two-part heated and ventilated slatted frame
- 7-Zone quality cold foam mattress
- Mini-Heki skylight
- Raisable head section

### Lengthways single beds

- Pull-out comfort access steps with additional storage compartment incl. sleeping area extension (model 143 LE optional)
- Pull-out access step incl. sleeping area extension (model 143 LE)
- Fixed access steps, optional pull-out access steps including sleeping area extension (model 145 RB LE)
- Wardrobes beneath the beds, lowered into the double floor (model-dependent), with lift function and divided mattress
- All-round overhead storage cabinets

## On-board equipment

### Water

- Fresh water and waste water tank in heated double floor, cleaning opening via living area floor hatch or scooter garage (depending on model)
- Central water drain in central double floor
- Low-maintenance water pressure pump system

### Gas

- External low-level gas bottle compartment, exterior hatch with separate stay (depending on model)
- Model 143 LE: Gas bottle compartment in rear area, accessible via separate gas compartment door
- Holds 2 x 11 kg gas bottles
- Gas isolation taps in kitchen area

### Electrical system

- Electric centre in scooter garage including charger, fuses, fuse protection, 16 A automatic charger with automatic shut-off in the event of low voltage
- Heated battery centre, with 1 x 80 Ah gel battery in double floor, access via double floor storage compartment at passengers side, main power switch
- Truma CP+ digital operating panel for warm air heating, behind technical panel above entrance door
- 230 V socket in entrance area, kitchen, washroom, scooter garage
- 12 V socket in drivers cabin (Fiat)
- USB socket in drivers cabin (Fiat: 2 x Mercedes-Benz: 1 x)

### Innovative light concept


- Ceiling canopy with additional LED spotlights and indirect LED lighting
- LED mood light in kitchen area / seat bench plinth (only in seat bench plinth in model 143 LE)
- Main light and ambient lighting can be switched separately


## Heating technology

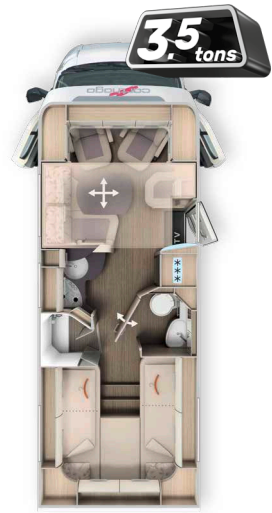
- Warm air outlets in living area, double floor, scooter garage and habitation door entrance
- Underfloor heating effect due to heated climate storage double floor



**!** We recommend that you consult your dealer about the price which applies at the point in time when the contract is concluded! <sup>105)</sup>

 Please carefully read the legal notes concerning weight-related information on pages 3-6 before concluding the contract!

 Alternatively, you can scan the QR code, and you will also receive all of the important information on the subject of weight!



	T 143 LE		T 145 RB LE	
Base vehicle	Fiat Ducato	Mercedes-Benz Sprinter	Fiat Ducato	Mercedes-Benz Sprinter
Standard chassis	AL-KO low frame 35 light	AL-KO low frame 415 CDI	AL-KO low frame 35 light	AL-KO low frame 415 CDI
Base engine	Diesel 2.2 l (140 PS / 103 kW)	Diesel 2.0 l (150 PS / 110 kW)	Diesel 2.2 l (140 PS / 103 kW)	Diesel 2.0 l (150 PS / 110 kW)
Length / width / height (mm) <sup>1) 2) 3)</sup>	6900 / 2270 / 2920	7060 / 2270 / 2950	6990 / 2270 / 2920	7160 / 2270 / 2950
Wheel base (mm)	3800	3900	3800	3900
Double floor height / Double floor storage compartment (mm)	220 / 460		220 / 460	
Headroom in living area (mm)	1980		1980	
Rear garage interior height (mm)	1200		1200	
Door width / height rear garage at passenger side (mm)	1050 x 1140		1050 x 1140	
Door width / height rear garage at driver side (mm)	850 x 1140		1050 x 1140	
Technically permissible gross vehicle weight (kg) <sup>9)</sup>	3500 / 4500 <sup>1</sup>		3500 / 4500 <sup>1</sup>	
Weight in running order (kg) <sup>6)</sup>	2985 (2836-3134)	3035 (2883-3187)	2985 (2836-3134)	3035 (2883-3187)
Max. weight of additional equipment in series production specified by the manufacturer (kg) <sup>7)</sup>	154	125	153	124
Max. towed load (kg) <sup>10)</sup>	2000		2000	
Max. number of seats with 3-point safety belt as standard while driving standard <sup>5)</sup>	4		4	
Sleeping locations (standard / optional)	2 / 3		2 / 4	
Rear bed dimensions (mm)	2000 / 1900 x 850		1900 / 2000 x 850	
Dimension for an optional central drop-down bed (mm)	-		1890 / 1700 x 1030	
Seating area bed conversion dimensions (mm)***	2030 x 1105 / 650		2030 x 1105 / 650	
Fridge volume / of which freezer compartment (l)	133 / 12		133 / 12	
Heating system	Truma Combi 6		Truma Combi 6	
Fresh water volume (l) <sup>52)</sup>	150		150	
Fresh water tank volume with filling in running order (l)	20		20	
Waste water volume (l)	140		140	
Battery capacity (Ah)	80		80	
230 V / 12 V / USB sockets	4 / 1 / 2	4 / 0 / 1	4 / 1 / 2	4 / 0 / 1
Article no.	111120	111520	111130	111530

**List price see supplemental sheet**

<sup>1</sup> Fiat: Optional chassis version f40 heavy incl. weight increase | Mercedes-Benz: Optional weight increase

\* You will find the information ""Weight in running order"" in our online price list PDF at <http://www.carthago.com>. Alternatively, please ask your Carthago dealer.

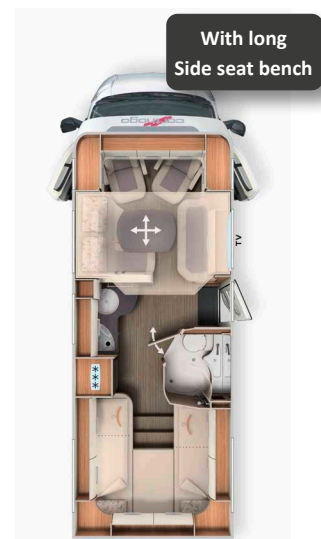
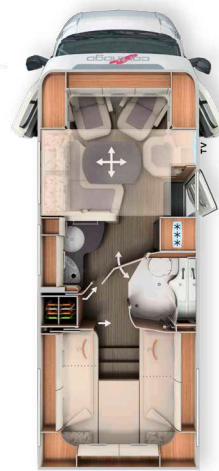
\*\*\* In conjunction with special equipment

<sup>2)</sup> The total vehicle width corresponds to the measurement from exterior wall to exterior wall (side wheel arches approx.: + 70 mm).

**!** We recommend that you consult your dealer about the price which applies at the point in time when the contract is concluded! <sup>105)</sup>

**⚖** Please carefully read the legal notes concerning weight-related information on pages 3-6 before concluding the contract!

**QR** Alternatively, you can scan the QR code, and you will also receive all of the important information on the subject of weight!



	T 148 LE	T 148 LE H	
	Fiat Ducato	Fiat Ducato	Mercedes-Benz Sprinter
Base vehicle	Fiat Ducato	Fiat Ducato	Mercedes-Benz Sprinter
Standard chassis	AL-KO low frame 35 light	AL-KO low frame 35 light	AL-KO low frame 415 CDI
Base engine	Diesel 2.2 l (140 PS / 103 kW)	Diesel 2.2 l (140 PS / 103 kW)	Diesel 2.0 l (150 PS / 110 kW)
Length / width / height (mm) <sup>1) 2) 3)</sup>	7340 / 2270 / 2920	7460 / 2270 / 2920	7620 / 2270 / 2950
Wheel base (mm)	4143	4143	4243
Double floor height / Double floor storage compartment (mm)	220 / 460	220 / 460	
Headroom in living area (mm)	1980 / 1840**	1980 / 1840**	
Rear garage interior height (mm)	1200	1200	
Door width / height rear garage at passenger side (mm)	1050 x 1140	1050 x 1140	
Door width / height rear garage at driver side (mm)	1050 x 1140	1050 x 1140	
Technically permissible gross vehicle weight (kg) <sup>9)</sup>	3500 / 4500 <sup>1</sup>	3500 / 4500 <sup>1</sup>	
Weight in running order (kg) <sup>6)</sup>	3095 (2940-3250)	3085 (2931-3239)	3155 (2997-3313)
Max. weight of additional equipment in series production specified by the manufacturer (kg) * <sup>7)</sup>	124	132	84
Max. towed load (kg) <sup>10)</sup>	2000	2000	
Max. number of seats with 3-point safety belt as standard while driving (standard / optional) <sup>5)</sup>	3 / 4***	3 / 4***	
Sleeping locations (standard / optional)	2 / 4	2 / 5	
Rear bed dimensions (mm)	2000 / 1900 x 850	2000 / 1900 x 850	
Dimension for an optional central drop-down bed (mm)	1890 / 1700 x 1100	1890 x 1100	
Seating area bed conversion dimensions (mm)***	1920 x 1125 / 650	2030 x 1125 / 670	
Fridge volume / of which freezer compartment (l)	153 / 29	153 / 29	
Heating system	Truma Combi 6	Truma Combi 6	
Fresh water volume (l) <sup>52)</sup>	150	150	
Fresh water tank volume with filling in running order (l)	20	20	
Waste water volume (l)	140	140	
Battery capacity (Ah)	80	80	
230 V / 12 V / USB sockets	4 / 1 / 2	4 / 1 / 2	4 / 0 / 1
Article no.	111150	111160	111560
<b>List price see supplemental sheet</b>			

<sup>1</sup> Fiat: Optional chassis version f40 heavy incl. weight increase | Mercedes-Benz: Optional weight increase


<sup>2)</sup> The total vehicle width corresponds to the measurement from exterior wall to exterior wall (side wheel arches approx.: + 70 mm).

**10** \*\* Headroom beneath central drop-down bed  
\*\*\* In conjunction with special equipment

**!** We recommend that you consult your dealer about the price which applies at the point in time when the contract is concluded! <sup>105)</sup>

**⚖** Please carefully read the legal notes concerning weight-related information on pages 3-6 before concluding the contract!

**QR** Alternatively, you can scan the QR code, and you will also receive all of the important information on the subject of weight!



	T 149 LE		T 150 QB	
	Fiat Ducato	Mercedes-Benz Sprinter	Fiat Ducato	Mercedes-Benz Sprinter
Base vehicle	Fiat Ducato	Mercedes-Benz Sprinter	Fiat Ducato	Mercedes-Benz Sprinter
Standard chassis	AL-KO low frame 35 light	AL-KO low frame 415 CDI	AL-KO low frame 35 light	AL-KO low frame 415 CDI
Base engine	Diesel 2.2 l (140 PS / 103 kW)	Diesel 2.0 l (150 PS / 110 kW)	Diesel 2.2 l (140 PS / 103 kW)	Diesel 2.0 l (150 PS / 110 kW)
Length / width / height (mm) <sup>1) 2) 3)</sup>	7470 / 2270 / 2920	7630 / 2270 / 2950	7430 / 2270 / 2920	7590 / 2270 / 2950
Wheel base (mm)	4143	4243	4143	4243
Double floor height / Double floor storage compartment (mm)	220 / 460		220 / 460	
Headroom in living area (mm)	1980 / 1840**		1980 / 1840**	
Rear garage interior height (mm)	1200		1120 / 1240*	
Door width / height rear garage at passenger side (mm)	1050 x 1140		1050 x 1100	
Door width / height rear garage at driver side (mm)	1050 x 1140		1050 x 1140	
Technically permissible gross vehicle weight (kg) <sup>9)</sup>	3500 / 4500 <sup>1</sup>		3500 / 4500 <sup>1</sup>	
Weight in running order (kg) <sup>6)</sup>	3115 (2959-3271)	3155 (2997-3313)	3095 (2940-3250)	3145 (2988-3302)
Max. weight of additional equipment in series production specified by the manufacturer (kg) * <sup>7)</sup>	101	84	123	94
Max. towed load (kg) <sup>10)</sup>	2000	2000	2000	
Max. number of seats with 3-point safety belt as standard while driving (standard / optional) <sup>5)</sup>	3 / 4***		3 / 4***	
Sleeping locations (standard / optional)	2 / 4		2 / 4	
Rear bed dimensions (mm)	2000 / 1900 x 850		1950 x 1450	
Dimension for an optional central drop-down bed (mm)	1890 / 1700 x 1100		1890 / 1700 x 1100	
Seating area bed conversion dimensions (mm)***	1920 x 1125 / 650		1920 x 1125 / 650	
Fridge volume / of which freezer compartment (l)	153 / 29		153 / 29	
Heating system	Truma Combi 6		Truma Combi 6	
Fresh water volume (l) <sup>52)</sup>	150		150	
Fresh water tank volume with filling in running order (l)	20		20	
Waste water volume (l)	140		140	
Battery capacity (Ah)	80		80	
230 V / 12 V / USB sockets	4 / 1 / 2	4 / 0 / 1	4 / 1 / 2	4 / 0 / 1
Article no.	111172	111572	111182	111582

**List price see supplemental sheet**

<sup>1</sup> Fiat: Optional chassis version f40 heavy incl. weight increase |

Mercedes-Benz: Optional weight increase

\* with optional Pedelec scooter garage \*\* Headroom beneath central drop-down bed

\*\*\* In conjunction with Special equipment

<sup>2)</sup> The total vehicle width corresponds to the measurement from exterior wall to exterior wall (side wheel arches approx.: + 70 mm).

Article no.		216022	213022
Basic-Plus package	Weight	Fiat	Mercedes-Benz
	kg	EUR	EUR
<b>Chassis options</b>			
Wheel trims		-	80
Carthago wheel trims		80	-
Drivers cabin automatic air conditioning <sup>33)</sup>		540	-
Tempmatik semi-automatic air conditioning system <sup>33)</sup>		-	2.900
Cruise control		Serie	520
Higher output alternator <sup>47)</sup>		210	210
Front axle with increased load bearing capability		-	490
92 litre fuel tank		-	460
Leather steering wheel with multifunctional buttons option (incl. leather gearshift lever with manual transmission)		-	430
Instrument cluster with colour display		-	540
Rain sensor		-	230
Electric handbrake		-	570
Thermally insulating glass with band filter at the windscreen		-	340
Drivers cabin blackout system: Pleated material at windscreen and side windows <sup>50)</sup>		740	740
Drivers cabin comfort seats with tilt and height adjustment (front / rear)		240	-
Dashboard finish: Ventilation grille in chrome		580	580
Wiring for radio with roof antenna with DAB+, loudspeakers (4x) <sup>54) 88)</sup>		450	450
Pioneer 6.8" radio / moniceiver incl. DAB+ <sup>80)</sup>		650	650
<b>Main cabin options</b>			
Midi-Heki skylight with LED spotlights above the L-shaped lounge seating area		690	690
Large scooter garage door at drivers side		580	580
XL habitation door "premium two 2.0" (W: 63 cm) with double locking, window and integrated insect screen		530	530
SOG toilet ventilation via roof chimney		370	370
Waste water hose set for comfortable disposal		120	120
USB socket in overhead storage cabinet above rear bed		110	110
Wiring for electric extractor hood		240	240
Wiring for solar system		240	240
Wiring for satellite system		240	240
Wiring for reversing camera (single lens)		240	240
Total price of individual options		6.850	12.550
<b>Package price</b>	<b>45,5/69,5</b>	<b>5.570</b>	<b>10.700</b>
<b>Your savings</b>		<b>1.280</b>	<b>1.850</b>
210330 <b>SURCHARGE</b> Pioneer 9" media centre, incl. navigation, motorhome route guidance, DAB+ <sup>19)</sup>	-	910	-
210335 <b>SURCHARGE</b> MBUX 10.2" multimedia incl. navigation and DAB+ <sup>51)*</sup>	0,5	-	3.640
210336 <b>SURCHARGE</b> for THERMOTRONIC fully automatic air conditioning system <sup>33)</sup>	-	-	630

\* MBUX 10.2" Multimedia will be compulsory with Mercedes-Benz models from January 2024

Article no.		216500	216501
3.5 t weight reduction package (only in conjunction with f35/m35) <sup>90)</sup>	Weight	Fiat	Mercedes-Benz
	kg	EUR	EUR
60 l fuel tank (instead of standard 90 l fuel tank)		✓	-
65 l fuel tank (instead of 92 l fuel tank from the Basic Plus package)		-	✓
90 Ah lithium-ion battery incl. battery computer instead of 80 Ah gel battery <sup>106)</sup>		✓	✓
Omission of SOG toilet ventilation via roof chimney		✓	✓
Omission of waste water hose set for comfortable disposal		✓	✓
Omission of wiring for solar system		✓	✓
<b>Package price</b>	<b>-39,5</b>	<b>1.490</b>	<b>1.490</b>



**Article no.** 216009

<b>Fiat Infotainment package*</b>	<b>Weight</b>	
	<b>kg</b>	<b>EUR</b>
Digital instrument cluster with colour display in dashboard <sup>104)</sup>		✓
Leather steering wheel and gear lever, including multifunctional buttons		✓
Fiat 10,1" multimedia system incl. navigation, motorhome route guidance and DAB+ <sup>51)</sup>		✓
<b>Package price</b>	<b>2</b>	<b>2.790</b>

\* The Fiat 10.1" multimedia system replaces the Pioneer 6.8" radio / moniceiver and is taken into consideration in the price.  
Fiat infotainment package not possible in conjunction with the Pioneer 9" media centre

**Article no.** 212311

<b>Fiat driver assistance package (camera-based) <sup>50)</sup></b>	<b>Weight</b>	
	<b>kg</b>	<b>EUR</b>
Cyclist detection		✓
Lane Departure Warning Assistant		✓
Rain and Light Sensor		✓
Traffic sign recognition		✓
Headlight Assistant		✓
Tyre pressure sensors		✓
<b>Package price</b>	<b>2</b>	<b>1.560</b>

**Article no.** 212317

<b>Mercedes-Benz driver's assistance package * <sup>50)</sup></b>	<b>Weight</b>	
	<b>kg</b>	<b>EUR</b>
Active distance assistance DISTRONIC		✓
Active braking assistant		✓
Active alertness assistant		✓
Active lane departure warning assistant		✓
Headlight Assistant		✓
Road sign assistant		✓
Tyre inflation pressure monitoring system		✓
<b>Package price</b>	<b>2</b>	<b>2.820</b>

\* Only in conjunction with MBUX 10.2" multimedia and 9G-Tronic automatic transmission

**Article no.** 210730

<b>Kitchen / coffee package <sup>103)</sup> *</b>	<b>Weight</b>	
	<b>kg</b>	<b>EUR</b>
Inverter for 12 V to 230 V, 1,800 Watts, mains priority circuit*		1.950
Capsule coffee maker with connecting kit incl. pull-out system		320
Total price of individual options		2.270
<b>Package price</b>	<b>12</b>	<b>1.930</b>
<b>Your savings</b>		<b>340</b>

\* Only in conjunction with second main cabin battery (gel) or lithium

Article no.	212029		212031
Media package	Weight	24": Not model 148 LE H	32": Models 145 RB LE, 148 LE H only
	kg	EUR	EUR
Reversing camera system with single lens <sup>100)</sup>		1.150	1.150
TV pull-out in side seat bench, TV cabinet in L-shaped lounge seating area (143 LE), TV wall bracket (145 RB LE) <sup>36)</sup>		710	710
Smart LED TV 24" <sup>39)</sup>		1.460	-
Smart LED TV 32"		-	1.980
Total price of individual options		3.320	3.840
<b>Package price</b>	<b>21</b>	<b>2.290</b>	<b>2.790</b>
<b>Your savings</b>		<b>1.030</b>	<b>1.050</b>
210260 <b>SURCHARGE</b> 143 LE: Designer TV cabinet incl. Smart LED TV 32" instead of 24" <sup>39)</sup>	5	840	-
210305 <b>SURCHARGE</b> for reversing camera with double lens and shutter instead of single lens <sup>100)</sup>	1	690	690
210211 <b>SURCHARGE</b> Teleco Flatsat Classic 85 satellite system with CI slot <sup>12) 23)</sup>	28	2.970	2.970

Article no.	810633	
Living comfort package (model 145 RB LE only)	Weight	
	kg	EUR
Pull-out lightweight access steps including sleeping area extension		✓
Multifunctional sink cover for additional wall holder for extending work surface		✓
Additional mirror element in luxury bathroom		✓
Shelving beneath the lengthways single beds		✓
<b>Package price</b>	<b>12</b>	<b>690</b>

Article no.	210580		210584
Sleeping area TV package	Weight	Models: 143 LE, 148 LE, 148 LE H, 149 LE	Model: 150 QB
	kg	EUR	EUR
TV cabinet in sleeping area with special TV pull-out system <sup>36)</sup>		920	-
24" Smart LED TV in sleeping area <sup>23) 39)</sup>		1.460	-
Wiring for TV connection incl. cable set in canopy and cover panel		-	290
24" Smart LED TV in sleeping area incl. TV bracket, contact switch <sup>23) 39) 86)</sup>		-	1.950
Total price of individual options		2.380	2.240
<b>Package price</b>	<b>18/13</b>	<b>1.640</b>	<b>1.550</b>
<b>Your savings</b>		<b>740</b>	<b>690</b>
210212 <b>SURCHARGE</b> Teleco Flatsat Easy Skew Smart 90 / twin LNB for second TV <sup>12) 23)</sup>	30	3.150	3.150

Article No.		€ incl. 19 % VAT	kg	T 143 LE	T 145 RB LE	T 148 LE	T 148 LE H	T 149 LE	T 150 QB
<b>Fiat Ducato chassis</b>									
310021	140 HP / 103 kW engine, Euro 6d Final, f35 light, 9G automatic torque converter transmission <sup>67) 68)</sup>	3.990	55	○	○	○	○	○	○
310022	140 HP / 103 kW engine, Euro 6d Final, f40 heavy (perm. gross weight 4,250 kg), manual transmission <sup>10) 67)</sup>	2.150	46	○	○	○	○	○	○
310023	140 HP / 103 kW engine, Euro 6d Final, f40 heavy (perm. gross weight 4,250 kg), 9G torque converter transmission <sup>10) 67)</sup>	6.140	61	○	○	○	○	○	○
310024	180 HP / 132 kW engine, Euro 6d Final, f35 light, 9G manual transmission <sup>67)</sup>	4.510	20	○	○	○	○	○	○
310025	180 HP / 132 kW engine, Euro 6d Final, f35 light, 9G automatic torque converter transmission <sup>67) 68)</sup>	8.500	55	○	○	○	○	○	○
310026	180 HP / 132 kW engine, Euro 6d Final, f40 heavy (perm. gross weight 4,250 kg), manual transmission <sup>10) 67)</sup>	6.660	66	○	○	○	○	○	○
310027	180 HP / 132 kW engine, Euro 6d Final, f40 heavy (perm. gross weight 4,250 kg), 9G torque converter transmission <sup>10) 67)</sup>	10.650	61	○	○	○	○	○	○
330325	Fiat 16-inch steel wheels instead of 15-inch for f35 light chassis	360	29	○	○	○	○	○	○
330330	Fiat 16-inch alloy wheels for f35 light chassis in conjunction with manual transmission	1.090	22,5	○	○	○	○	○	○
330340	Fiat 16-inch alloy rims for f40 heavy chassis / f35 in conjunction with 9G automatic torque converter transmission	890	-8	○	○	○	○	○	○
310610	Fuel tank 60 l instead of 90 l (only in conjunction with f35 light)	60	-24	○	○	-	-	-	-
311810	Reinforced spring on front axle for optimal ride comfort <sup>57)</sup>	620	3	○	○	○	○	○	○
311815	AL-KO "ACS" High Performance front axle spring strut <sup>57)</sup>	1.490	-	○	○	○	○	○	○
310467	Weight increase from 4,250 kg to 4,500 kg with Fiat Ducato f40 heavy	340	-	○	○	○	○	○	○
310630	Leather steering wheel and gear lever	310	-	●	●	●	●	●	●
310632	Multi-functional steering wheel (radio remote control via control buttons)	310	-	●	●	●	●	●	●
331615	Fiat full LED front headlights <sup>44)</sup>	1.350	-	○	○	○	○	○	○
331614	Fog lights with cornering lights	250	2	○	○	○	○	○	○
310675	LED daytime driving lights instead of standard daytime driving lights <sup>44)</sup>	440	-	○	○	○	○	○	○
<b>Mercedes-Benz Sprinter chassis</b>									
310147	Engine variant 170 HP / 125 kW, Euro VI E (only in conjunction with automatic transmission) <sup>99)</sup>	2.860	-	○	○	-	○	○	○
310402	9G-TRONIC automatic gearbox incl. hold function	3.490	30	○	○	-	○	○	○
330351	16-inch alloy wheels (black) with all-weather tyres <sup>32)</sup>	1.500	2	○	○	-	○	○	○
310465	Weight increase from 3,500 kg to 4,200 kg	340	-	○	○	-	○	○	○
310466	Weight increase from 3,500 kg to 4,500 kg	580	-	○	○	-	○	○	○
331612	LED high-performance headlights	2.550	2	○	○	-	○	○	○
331613	Fog lights with cornering lights	400	1	○	○	-	○	○	○
<b>Other Fiat / Mercedes-Benz chassis options</b>									
311400	Removable tow bar	1.900	60	○	○	○	○	○	○
311430	Removable tow bar in conjunction with Pedelec scooter garage	2.290	50	-	-	-	-	-	○
311300	Crank-operated rear supports to prevent swaying in standing position	440	10	○	○	○	○	○	○
<b>Main cabin exterior</b>									
410122	Central locking for XL habitation door "premium two 2.0"	350	-	○	○	○	○	○	○
410520	Aluminium roof awning frame, grey canvas, length: 4.0 m	1.750	39	○	○	○	○	○	○
410560	Aluminium roof awning frame, grey canvas, length: 4.5 m	1.870	42	-	-	○	○	○	○
410114	Patented Pedelec scooter garage, loading height of up to 124 cm <sup>42) 66)</sup>	500	15	-	-	-	-	-	○
410925	Push-in and transport system for 2 Pedelecs / E-bikes <sup>71)</sup>	730	28,5	-	-	-	-	-	○
410760T	"Skyview" skylight with designer headliner above drivers cabin <sup>60)</sup>	1.380	15	○	○	○	○	○	○
410850	Electric extractor hood above kitchen area <sup>22)</sup>	520	5	○	○	○	○	○	○

Article No.		€ incl. 19% VAT	kg	T 143 LE	T 145 RB LE	T 148 LE	T 148 LEH	T 149 LE	T 150 OB
<b>Electrical system</b>									
510020	Additional 80 Ah battery in existing battery centre	540	26	○	○	○	○	○	○
510053	Lithium ion battery 150 Ah incl. battery computer and separate touch display <sup>55)</sup>	2.410	-9	○	○	○	○	○	○
510081	Solar power system: 2 x 110 Watt <sup>12)</sup>	1.990	13	○	○	○	○	○	○
510180	12 V to 230 V inverter, 1,800 W with mains priority circuit <sup>103)</sup>	1.950	10	●	●	●	●	●	●
510255	Socket package with additional sockets (3 x 230 V, 2 x USB) <sup>45)</sup>	490	3	○	○	○	○	○	○
510201	Carthago Security alarm system <sup>35)</sup>	1.420	3	○	○	○	○	○	○
<b>Gas   Water   Miscellaneous</b>									
610020	Truma DuoControl CS <sup>73)</sup>	440	3	○	○	○	○	○	○
610021	Gas filter for Truma DuoControl CS (recommended) <sup>95)</sup>	220	0,5	○	○	○	○	○	○
610045	Comfort gas bottle pull-out system (only in conjunction with Truma DuoControl CS)	650	6	○	-	-	-	-	-
610140	Hot / cold exterior shower in scooter garage at drivers side	350	2,5	○	○	○	○	○	○
610480	Scooter garage upgrade with needle felt, luggage nets	350	10	○	○	○	○	○	○
610500	Aluminium chequered floor for scooter garage <sup>66)</sup>	180	20	○	○	○	○	○	○
<b>Kitchen   appliances</b>									
550081	Tec-Tower fridge combination 153 l with separate gas oven <sup>75)</sup>	880	20	-	-	○	-	○	○
550067	Gas oven with grill function in kitchen base unit <sup>37)</sup>	1.060	12	○	○	○	○	○	○
550287	Capsule coffee maker with connecting kit incl. pull-out system	320	2	●	●	●	●	●	●
<b>Heating   air conditioning</b>									
650040	Truma Combi 6E (additional electric heating element 2 x 900 Watt / 230 V) <sup>63)</sup>	740	1	○	○	○	○	○	○
650230	Alde warm water heater, 230 V / gas operation with booster in drivers cabin <sup>63)</sup>	3.400	45	-	-	○	-	○	○
650240	Alde heat exchanger (use of engine heat)	1.180	13	-	-	○	-	○	○
<b>Multimedia</b>									
710029	Pioneer 9" media centre incl. navigation, motorhome route guidance, DAB+ <sup>19)</sup>	1.560	-	○	○	○	○	○	○
710200	Reversing camera system with single lens <sup>97) 100)</sup>	1.150	6	●	●	●	●	●	●
710202	Digital reversing camera system with single lens (Mercedes-Benz)	1.150	6	●	●	-	●	●	●
710220	Reversing camera system with double lens and shutter <sup>97) 100)</sup>	1.840	7	○	○	○	○	○	○
710502	TV wall bracket (501), TV pull-out in side seat bench (502, 503) and lounge seating area TV cabinet (506) <sup>36)</sup>	710	5	●	●	●	●	●	●
710547	24" Smart LED TV for TV pull-out system <sup>39)</sup>	1.460	10	●	-	●	-	●	●
710548	32" Smart LED TV for TV pull-out system <sup>39)</sup>	1.980	10	-	●	-	●	-	-
910460	Additional TV connection in sleeping area <sup>36)</sup>	340	3,5	●	○	●	●	●	-
710481	TV cabinet in sleeping area with TV pull-out system and connection set <sup>36)</sup>	920	12	●	-	●	●	●	-
710477	Wiring for TV connection in sleeping area incl. cable set and cover panel <sup>36)</sup>	290	3	-	-	-	-	-	●
710470	24" Smart LED TV for TV cabinet in sleeping area <sup>23) 39) 87)</sup>	1.460	10	●	-	●	●	●	-
710478	24" Smart LED TV in sleeping area incl. TV bracket, contact switch <sup>23) 39) 86)</sup>	1.950	10	-	-	-	-	-	●



Article No.		€ incl. 19% VAT	kg	T 143 LE	T 145 RB LE	T 148 LE	T 148 LEH	T 149 LE	T 150 OB
<b>Satellite systems</b>									
750041	Teleco Flatsat Classic 85 satellite system with CI slot <sup>12) 23)</sup>	3.450	28	○	○	○	○	○	○
750046	Teleco Flatsat Easy Skew Smart 90 / Twin LNB for second TV <sup>12) 23)</sup>	3.810	30	○	○	○	○	○	○
<b>Interior</b>									
810027	casablanca world of style <sup>77)</sup>	690	-	○	●	○	○	○	○
810100	Carpet for living area	370	6	○	○	○	○	○	○
810120	Carpet for drivers cabin area	190	1	○	○	○	○	○	○
810460	Electric central drop-down bed above seating group, incl. skylight in T-mask <sup>38) 60)</sup>	2.290	65	-	○*	○	○	○	○
810260	Rear bed with Carawinx under spring system instead of slatted frame	570	4,5	○	○	○	○	○	○
810610	Solid wood sliding door in front of bedroom	410	13	-	○	●	-	●	-
810620	Pull-out comfort access steps, including sleeping area extension	410	7	○	-	●	●	●	-
810580	Lounge seating area can be converted into a sleeping area <sup>69)</sup>	590	10	○	○	○	○	○	○
810726	Waterproof shower insert in same design as living area floor	230	3,5	○	●	○	○	●	●
<b>Living area materials</b>									
850304	London (25) fabric combination	<b>Standard</b>	-	-	●	-	-	-	-
850600	Barcelona – Antara / fabric combination	<b>Standard</b>	-	●	●	●	●	●	●
850610	Venezia – Antara / fabric combination	<b>Standard</b>	-	●	●	●	●	●	●
850620	Cambridge – Antara / fabric combination	<b>Standard</b>	-	●	●	●	●	●	●
850630	Rome – Antara / fabric combination	<b>Standard</b>	-	●	●	●	●	●	●
850314	Paris – quilted fabric combination	420	-	-	○	-	-	-	-
850700	Malaga – textile leather fabric combination	420	3	○	○	○	○	○	○
850640	Davos – textile leather / fabric combination	420	3	○	○	○	○	○	○
850710	Ivory part leather – leather / fabric combination	1.490	7	○	○	○	○	○	○
850720	Macchiato part leather – leather / fabric combination	1.490	7	○	○	○	○	○	○
850690	Ivory leather	3.680	10	○	○	○	○	○	○
850730	Sand leather (not in conjunction with casablanca world of style)	3.680	10	○	○	○	○	○	○
850740	Macchiato leather	3.680	10	○	○	○	○	○	○
850501	World of sleeping & decoration set: decorative cushions, bed throw, fitted sheet set <sup>26)</sup>	410	7	○	○	○	○	○	○

\* The electric central drop-down bed above the seating area will be available for the c-tourer T 145 RB LE from July 2024

### The fascination of the Carthago premium class:

elegance, comfort and extravagance

#### Exclusive exterior design:



- Modern GRP bus rear
- Carthago rear lights with dynamic LED indicators

#### Comfort-related floor plans:



- L-shaped lounge seating area with square table
- Slide out storage cabinet
- Separable changing room

#### Double floor with huge, heated storage compartment:



- Usable height of up to 70 cm
- Exterior access via several large hatches. Convenient interior access via the seat bench cover of the L-shaped lounge seating area, swing-up side seat bench and large living area floor hatch
- Large, central through-loading space (interior height 22 cm), with extra-low double floor storage compartment (usable height 46 cm), convenient loading also through XL habitation door via large, self-supporting living area floor hatch
- Entire double floor heated with climate storage function
- Extended storage space concept in living area with all-round overhead storage cabinets in drivers cabin and sleeping area (queen-size bed models: overhead storage cabinets above the bed)

#### Above average self-sufficiency:



- 170 l fresh water / 140 l waste water, 2 x 80 Ah batteries

#### Carthago body concept for Liner premium class:



- High-stability chassis connection using frame members (roof-wall / floor-wall)
- Wood-free construction with water-repellent RTM hard foam insulating core
- Interior wall and inside of roof made of aluminium, therefore providing lightning strike protection
- Micro-fibre wall covering

### Base vehicle

#### Fiat Ducato with AL-KO low frame Carthago special

- Engine: 2.2 l diesel Multijet 3 with Adblue (19 l), 140 HP / 103 kW, 4 cylinders, 350 Nm, Euro 6d Final, 6-speed gearbox, front-wheel drive
- Fuel tank 90 l
- Start / Stop system
- Side wind assistant, cruise control, ABS, ESP, ASR, electric immobiliser, Hillholder, Hill Descent Control, Traction Plus, trailer stability control, collision braking system <sup>65)</sup>
- Manual air conditioning system
- Driver / passenger airbag <sup>11)</sup>
- Cup holder
- Daytime driving light integrated in the headlight
- Wheel trim with Carthago lettering
- Mud flaps on the rear axle
- Fix & Go repair kit
- 16-inch steel wheels

#### Mercedes-Benz Sprinter with AL-KO low frame Carthago special light

- Engine: 2.0 l diesel with Adblue (22 l), 150 HP / 110 kW, 4 cylinders, 330 Nm, Euro VI e, 6-speed gearbox, front-wheel drive
- 16-inch steel wheels
- Fuel tank 65 l
- Keyless Start incl. Start/Stop button
- Side wind assistant, Hillholder, ABS, ASR, EBV, ESP
- Lane departure assistant with acoustic warning signal
- Driver and passenger cup holders, glove compartment at passenger side
- Hinged lid for storage compartment
- Automatic driving light control
- Mercedes-Benz emergency call system, breakdown management
- Chassis battery 12 V / 92 Ah
- Wiring (cable set) for habitation door central locking system
- Electric warm air auxiliary heating in drivers cabin

### Liner premium-class body construction

- 10-year leak proof guarantee
- Wood-free bodywork with GRP roof and floor covering
- Roof/wall connection via curved roof and frame member
- Roof system rails at side with rainwater deflection function
- Side and rear walls with aluminium on the interior and exterior
- RTM hard foam insulating core in roof, floor and side wall
- Floor to side wall connection using aluminium frame members bonded over the entire surface with additional cold stop
- Total wall and roof thickness, 38 mm
- Body with lightning strike protection / Faraday cage
- Exterior hatches made from the original side wall material "Carthago Isoplus"
- Internal/external flap seal, outer seal as water spray protection
- Exterior hatches and habitation door with internal hinges
- Segmented side skirts made from aluminium profile
- GRP bus rear with double-shell insulation, separate rear bumper
- Carthago rear lights with dynamic LED indicators
- Seitz S4 main cabin window, double frame with insulated glazing and no thermal bridge, insect screen roller blind and pleated blackout blind
- LED exterior light above habitation door with rain deflector
- Electrically extendible habitation door entrance step incl. warning buzzer

### Drivers cabin

- T-pod in GRP
- Drivers cabin doors with central locking and electrically operated windows at driver and passenger sides
- Aguti driver and passenger comfort seats in same material as living area, rotatable, upholstered armrests
- Electrically adjustable and heated outer mirrors
- All-round overhead storage cabinets above the drivers cabin
- Dividing curtain for the living area

### Double floor

- Usable height of up to 70 cm
- Through-loading storage compartment with lighting and heating
- Outside access via several large hatches
- Interior access via the L-shaped lounge seating area with patented fitting, hinged side seat bench as well as via the large living area floor hatch in the entrance and kitchen area
- Central through-loading space (interior height 22 cm) with low double floor storage compartment (usable height 46 cm)

### Large scooter garage

- Scooter garage load capacity up to 350 kg
- Large garage doors at passenger and driver side
- Garage floor with GRP on top and bottom, anti-slip coating
- With all-round frostproof insulation and heating
- Lashing system using aluminium frame member, including eight lashing eyes

### Interior

- linea moderna world of style: Golden wattle furniture decor with overhead cabinet doors with bicolor look in high-gloss ivory

### Living area

- Inside of walls and roof with microfibre climate-regulating wall covering
- L-shaped lounge seating area with side seat bench
- Wall panelling behind side seat with leather look
- Heki III panoramic skylight above lounge seating area with LED spotlights
- 360° living room table, rotatable using a foot pedal and movable in two directions
- Swivel-out shoe cabinet with holding system in plinth of seat bench
- Seat upholstery with multilayer premium foam core and back support function
- “Durafix” double connecting technology: Furniture section screwed together and mortised
- Hatch closers with soft cushioning
- Removable decorative curtain, Roman blind system can be adjusted and fixed vertically

### Kitchen

- Comfort corner kitchen with raised kitchen work surface cabinet as visual room divider and additional work surface
- Kitchen work surface in “Savannah” décor with Corian drip edge
- Work surface lit from underneath with LED light strip
- “Easy glide” roller-mounted kitchen drawers, with self and soft closing mechanism
- Separate waste bins in separate hygiene area
- Separate drawer for cutlery with organiser, bottle holder
- “Profi Gourmet” 3-ring hob with divided glass cover for additional surface space with robust cast iron trivet and easy-clean glass surface
- Round stainless steel sink embedded in work surface with multifunctional sink cover including wall holder for increasing size of work surface
- Designer mixer tap in metal with pull-out spray head
- Kitchen rear wall in cream decorative glass
- Large fridge with door that opens at both sides, separate freezer compartment, automatic energy source finder 12 V / 230 V / gas operation
- Slide out storage cabinet, can be pulled out
- Electric extractor hood fan above kitchen area

### Washroom & changing room

#### Changing room & room partitioning

- Changing room with lockable room dividing door to living area
- Solid wood sliding door in front of sleeping area (Model 4.9 LE)
- Pull-out TV wall and room partition in front of sleeping area (Model 5.0 QB)

### Luxury washroom with separate shower room

- “One level” shower access
- Hand towel rail above round shower
- Waterproof shower insert in same design as living area floor
- Shower head height-adjustable on chrome rail
- Roof dome in shower room
- Mini-Heki skylight in washroom
- Wash stand base unit with toilet roll holder, mirror storage cabinet
- Luxury washroom door with 3-way function (washroom double door for toilet and room partitioning from living area)

### Sleeping

#### Fixed beds in rear area

- Carawinx medically recommended point elastic sleeping system, heated and ventilated
- 7-Zone quality cold foam mattress
- Mini-Heki skylight
- Raisable head section

#### Lengthways single beds

- Pull-out comfort access steps with additional storage compartment, including sleeping area extension
- Designer shelves in sleeping area overhead storage compartment area
- Wardrobes beneath the beds, lowered into the double floor, with lift function and divided mattress
- All-round overhead storage cabinets

### On-board equipment

#### Water

- Fresh water and waste water tank in heated double floor, cleaning opening via living area floor hatch or scooter garage (depending on model)
- Central water drain in central double floor
- Low-maintenance water pressure pump system
- Waste water hose set for easy disposal

#### Gas

- External, gas bottle compartment in low position
- Holds 2 x 11 kg gas bottles
- Gas isolation taps in kitchen area

#### Electrical system

- Electric centre in scooter garage including charger, fuses, fuse protection, 16 A automatic charger with automatic shut-off in the event of low voltage
- Heated battery centre with 2 x 80 Ah gel batteries in double floor, accessed via double floor storage compartment at passenger side, with main power switch
- Truma CP+ digital operating panel for warm air heating, behind technical panel above entrance door
- 230 V socket in entrance area, kitchen, washroom, scooter garage
- 12 V socket in drivers cabin
- USB socket in drivers cabin (2 x)

#### Innovative light concept

- Lighting system with numerous LED spotlights in drivers cabin, living area and changing room with continuous dimmer function
- Ceiling canopy with additional LED spotlights and indirect LED lighting
- LED spot light with background lighting in the entrance area

### Heating technology

- Warm air outlets in living area, double floor, scooter garage and habitation door entrance
- Underfloor heating effect due to heated climate storage double floor

**!** We recommend that you consult your dealer about the price which applies at the point in time when the contract is concluded! <sup>105)</sup>

**⚖** Please carefully read the legal notes concerning weight-related information on pages 3-6 before concluding the contract!

**QR** Alternatively, you can scan the QR code, and you will also receive all of the important information on the subject of weight!



	T 4.9 LE		T 5.0 QB
Base vehicle	Fiat Ducato	Mercedes-Benz Sprinter	Fiat Ducato
Standard chassis	AL-KO low frame 40 heavy	AL-KO low frame 415 CDI	AL-KO low frame 40 heavy
Base engine	Diesel 2.2 l (140 PS / 103 kW)	Diesel 2.0 l (150 PS / 110 kW)	Diesel 2.2 l (140 PS / 103 kW)
Length / width / height (mm) <sup>1) 2) 3)</sup>	7340 / 2270 / 2920	7500 / 2270 / 2950	7430 / 2270 / 2920
Wheel base (mm)	4143	4243	4143
Double floor height / Double floor storage compartment (mm)	220 / 460		220 / 460
Headroom in living area (mm)	1980		1980
Rear garage interior height (mm)	1200		1120 / 1240*
Door width / height rear garage at passenger side (mm)	1050 x 1140		1050 x 1100
Door width / height rear garage at driver side (mm)	1050 x 1140		1050 x 1100
Technically permissible gross vehicle weight (kg) <sup>9)</sup>	4250 / 4500 <sup>1</sup>		4250 / 4500 <sup>1</sup>
Weight in running order (kg) <sup>6)</sup>	3365 (3197-3533)		3365 (3197-3533)
Max. weight of additional equipment in series production specified by the manufacturer (kg) <sup>7)</sup>	531		530
Max. towed load (kg) <sup>10)</sup>	1800		1800
Max. number of seats with 3-point safety belt as standard while driving standard <sup>5)</sup>	4		4
Sleeping locations (standard / optional)	2 / 3		2 / 3
Rear bed dimensions (mm)	2000 / 1900 x 850		1950 x 1450
Seating group bed conversion dimensions (mm)**	1920 x 1125 / 670		1920 x 1125 / 670
Fridge volume / of which freezer compartment (l)	153 / 29		153 / 29
Heating system	Truma Combi 6		Truma Combi 6
Fresh water volume (l) <sup>52)</sup>	170		170
Fresh water tank volume with filling in running order (l)	20		20
Waste water volume (l)	140		140
Battery capacity (Ah)	2 x 80		2 x 80
230 V / 12 V / USB sockets	4 / 1 / 2		4 / 1 / 2
Article no.	131270	131470	131280

<sup>1</sup> Option with max. payload  
\* with optional Pedelec scooter garage  
\*\* in conjunction with special equipment

<sup>2)</sup> The total vehicle width corresponds to the measurement from exterior wall to exterior wall (side wheel arches approx.: + 70 mm).

Article no.	216070		216075
Super package	Weight	Fiat	Mercedes-Benz
	kg	EUR	EUR
<b>Chassis options</b>			
Drivers cabin automatic air conditioning <sup>33)</sup>		540	-
THERMOTRONIC fully automatic air conditioning system <sup>33)</sup>		-	3.530
Cruise control		Standard	520
Higher output alternator <sup>47)</sup>		210	210
92 litre fuel tank		-	460
Front axle with increased load bearing capability		-	490
Steering wheel with multifunctional buttons option (incl. leather gearshift with manual transmission)		-	430
Instrument cluster with colour display		-	540
Rain sensor		-	230
Electric handbrake		-	570
Thermally insulating glass with band filter at the windscreen		-	340
Drivers cabin comfort seats with tilt and height adjustment (front / rear)		580	580
Dashboard finish: Chrome ventilation grille		240	-
Drivers cabin blackout system, pleated material at side windows and windscreen		740	740
Crank-operated rear supports to prevent swaying in standing position		440	440
<b>Main cabin options</b>			
XL habitation door "premium two 2.0" (width 63 cm) with double locking, window and integrated insect screen		530	530
Central locking for drivers cabin doors and habitation doors, remote control with "coming home" function <sup>17)</sup>		580	580
Scooter garage upgrade with needle felt, luggage nets		350	350
SOG toilet ventilation via roof chimney		370	370
Truma DuoControl CS <sup>73)</sup>		440	440
Designer bar cabinet with glass holder and glass set above kitchen		430	430
USB socket in overhead storage cabinet above rear bed		110	110
Wiring for solar system		240	240
Wiring for satellite system		240	240
Wiring for reversing camera (single lens)		240	240
Pioneer 6.8" radio / moniceiver incl. DAB+, wiring for radio, roof antenna, speakers (4x) <sup>80) 88)</sup>		1.100	1.100
Reversing camera system with single lens <sup>100)</sup>		1.150	1.150
Total price of individual options		8.530	14.860
<b>Package price</b>	<b>68</b>	<b>5.840</b>	<b>12.200</b>
<b>Your savings</b>		<b>2.690</b>	<b>2.660</b>
210330 <b>SURCHARGE</b> Pioneer 9" media centre, incl. navigation, motorhome route guidance, DAB+ <sup>19)</sup>	-	910	-
210335 <b>SURCHARGE</b> SURCHARGE MBUX 10.2" multimedia incl. navigation and DAB+ <sup>51)*</sup>	0,5	-	3.640
210300 <b>SURCHARGE</b> Reversing camera with double lens and shutter instead of single lens <sup>97)</sup>	1	690	690

\* MBUX 10.2" Multimedia will be compulsory with Mercedes-Benz models from January 2024

Article no.	212311	
Fiat driver assistance package (camera-based) <sup>50)</sup>	Weight	
	kg	EUR
Cyclist detection		✓
Lane Departure Warning Assistant		✓
Rain and Light Sensor		✓
Traffic sign recognition		✓
Headlight Assistant		✓
Tyre pressure sensors		✓
<b>Package price</b>	<b>2</b>	<b>1.560</b>



**Article no.**

216009

<b>Fiat Infotainment package*</b>	<b>Weight</b>	
	<b>kg</b>	<b>EUR</b>
Digital instrument cluster with colour display in dashboard <sup>104)</sup>		✓
Leather steering wheel and gear lever, including multifunctional buttons		✓
Fiat 10,1" multimedia system incl. navigation, motorhome route guidance and DAB+ <sup>51)</sup>		✓
<b>Package price</b>	<b>2</b>	<b>2.790</b>

\* The Fiat 10.1" multimedia system replaces the Pioneer 6.8" radio / moniceiver and is taken into consideration in the price.  
Fiat infotainment package not possible in conjunction with the Pioneer 9" media centre

**Article no.**

212317

<b>Mercedes-Benz driver's assistance package* <sup>50)</sup></b>	<b>Weight</b>	
	<b>kg</b>	<b>EUR</b>
Active distance assistance DISTRONIC		✓
Active braking assistant		✓
Active alertness assistant		✓
Active lane departure warning assistant		✓
Headlight Assistant		✓
Road sign assistant		✓
Tyre inflation pressure monitoring system		✓
<b>Package price</b>	<b>2</b>	<b>2.820</b>

\* Only in conjunction with MBUX Multimedia 10.2" and 9G-Tronic

**Article no.**

210401

<b>Living area TV package</b>	<b>Weight</b>	
	<b>kg</b>	<b>EUR</b>
TV pull-out system in side seat bench <sup>36)</sup>		710
Smart LED TV 24" <sup>39)</sup>		1.460
Total price of individual options		2.170
<b>Package price</b>	<b>15</b>	<b>1.410</b>
<b>Your savings</b>		<b>760</b>
210211 <b>SURCHARGE</b> Teleco Flatsat Classic 85 satellite system with CI slot <sup>12) 23)</sup>	28	2.970

**Article no.**

210730

<b>Kitchen / coffee package</b>	<b>Weight</b>	
	<b>kg</b>	<b>EUR</b>
Inverter for 12 V to 230 V, 1,800 Watt, mains priority circuit		1.950
Capsule coffee maker with connecting kit incl. pull-out system		410
Total price of individual options		2.360
<b>Package price</b>	<b>12</b>	<b>2.020</b>
<b>Your savings</b>		<b>340</b>

**Article no.**

210580

210584

<b>Sleeping area TV package</b>	<b>Weight</b>	Model 4.9 LE	Model 5.0 QB
	<b>kg</b>	<b>EUR</b>	<b>EUR</b>
TV cabinet in sleeping area with special TV pull-out system <sup>36)</sup>		920	-
24" Smart LED TV in sleeping area <sup>23) 39)</sup>		1.460	-
Wiring for TV connection incl. cable set in canopy and cover panel <sup>36)</sup>		-	290
24" Smart LED TV in sleeping area incl. TV bracket, contact switch <sup>23) 39) 86)</sup>		-	1.950
Total price of individual options		2.380	2.240
<b>Package price</b>	<b>18/13</b>	<b>1.640</b>	<b>1.550</b>
<b>Your savings</b>		<b>740</b>	<b>690</b>
210212 <b>SURCHARGE</b> Teleco Flatsat Easy Skew Smart 90 / twin LNB for second TV <sup>12) 23)</sup>	30	3.150	3.150

Article No.		€ incl. 19 % VAT	kg	T 4.9 LE	T 5.0 QB
<b>Fiat Ducato chassis</b>					
310023	140 HP / 103 kW engine, Euro 6d Final, 9G automatic torque converter transmission <sup>10) 67)</sup>	3.990	15	○	○
310026	180 HP / 132 kW engine, Euro 6d Final, manual transmission <sup>10) 67)</sup>	4.510	20	○	○
310027	180 HP / 132 kW engine, Euro 6d Final, 9G automatic torque converter transmission <sup>10) 67)</sup>	8.500	15	○	○
330340	16 inch alloy rims, Fiat	890	-8	○	○
311810	Reinforced spring on front axle for optimal ride comfort <sup>57)</sup>	620	3	○	○
311815	AL-KO "ACS" High Performance front axle spring strut <sup>57)</sup>	1.490	-	○	○
310467	Increased load from 4,250 kg to 4,500 kg	340	-	○	○
330840	AL-KO Air Premium X2, full pneumatic suspension at rear axle <sup>13)</sup>	4.790	45	○	○
330880	AL-KO Air Premium X4, full pneumatic suspension at rear and front axle <sup>13) 20)</sup>	12.990	50	○	○
310630	Leather steering wheel and gear lever	310	-	●	●
310632	Multi-functional steering wheel (radio remote control via control buttons)	310	-	●	●
331615	Fiat full LED front headlights <sup>44)</sup>	1.350	-	○	○
331614	Fog lights with cornering lights	250	2	○	○
310675	LED daytime driving light instead of standard daytime driving light <sup>44)</sup>	440	-	○	○
<b>Mercedes-Benz Sprinter chassis</b>					
310147	Engine variant 170 HP / 125 kW, Euro VI E (only in conjunction with automatic transmission) <sup>99)</sup>	2.860	-	○	-
310402	9G-TRONIC automatic gearbox incl. hold function	3.490	30	○	-
330351	16-inch alloy wheels (black) with all-weather tyres <sup>32)</sup>	1.500	2	○	-
310467	Weight increase from 4,200 kg to 4,500 kg	340	-	○	-
330841	AL-KO Air Premium X2, full pneumatic suspension at rear axle including PSM module <sup>8) 13)</sup>	7.390	45	○	-
331612	LED high-performance headlights	2.550	2	○	-
331613	Fog lights with cornering lights	400	1	○	-
<b>Other Fiat / Mercedes-Benz chassis options</b>					
331341	AL-KO HY4 hydraulic supporting jack system at front and rear <sup>48)</sup>	8.280	70	○	○
311400	Removable tow bar	1.900	60	○	○
311430	Removable tow bar in conjunction with Pedelec scooter garage	2.290	50	-	○
<b>Main cabin exterior</b>					
410160	Additional security lock in habitation door	370	1	○	○
410560	Aluminium roof awning frame, grey canvas, length: 4.5 m	1.870	42	○	○
410690	LED light strip at roof awning	350	5	○	○
410114	Patented Pedelec scooter garage, loading height of up to 124 cm <sup>42) 66)</sup>	500	15	-	○
410925	Push-in and transport system for 2 Pedelecs / E-bikes <sup>71)</sup>	730	28,5	-	○
410760T	"Skyview" skylight with designer headliner above drivers cabin	1.380	15	○	○
<b>Electrical system</b>					
510054	Lithium ion battery 150 Ah incl. battery computer and separate touch display <sup>55)</sup>	2.200	-34	○	○
510055	2 <sup>nd</sup> Lithium ion battery 150 Ah, total 300 Ah, including battery computer <sup>55)</sup>	2.410	16	○	○
510081	Solar power system: 2 x 110 Watt <sup>12)</sup>	1.990	13	○	○
510180	Inverter for 12 V to 230 V, 1,800 W with mains priority circuit	1.950	10	●	●
510255	Socket package with additional sockets (3 x 230 V, 2 x USB) <sup>45)</sup>	490	3	○	○
510201	Carthago Security alarm system <sup>35)</sup>	1.420	3	○	○

Article No.		€ incl. 19 % VAT	kg	T 4.9 LE	T 5.0 QB
<b>Gas   Water   Miscellaneous</b>					
610021	Gas filter for Truma DuoControl CS (recommended) <sup>95)</sup>	220	0,5	○	○
610120	Exterior gas connection behind double floor exterior storage compartment at passenger side	270	5	○	○
610140	Hot / cold exterior shower in scooter garage at drivers side	350	2,5	○	○
610220	Thetford C 260 toilet with ceramic insert and 3-stage filling level display	230	5	○	○
610500	Aluminium chequered floor for scooter garage <sup>66)</sup>	180	20	○	○
<b>Kitchen   appliances</b>					
550081	Tec-Tower fridge combination 153 l with separate gas oven <sup>75)</sup>	880	20	○	○
550067	Gas oven with grill function in kitchen base unit <sup>37)</sup>	1.060	12	○	○
550286	Capsule coffee maker with connecting kit incl. pull-out system	410	2	●	●
<b>Heating   air conditioning</b>					
650040	Truma Combi 6E (additional electric heating element 2 x 900 Watt / 230 V) <sup>63)</sup>	740	1	○	○
650230	Alde warm water heater, 230 V / gas operation with booster in drivers cabin <sup>63)</sup>	3.400	45	○	○
650240	Alde heat exchanger (use of engine heat)	1.180	13	○	○
650260	Truma Aventa Comfort roof-mounted air conditioning system <sup>12) 14)</sup>	2.710	31	○	○
<b>Multimedia</b>					
710029	Pioneer 9" media centre incl. navigation, motorhome route guidance, DAB+ <sup>19)</sup>	1.560	-	○	○
710220	Reversing camera system with double lens and shutter at rear wall <sup>100)</sup>	1.840	7	○	○
710502	TV pull-out system in side seat bench <sup>36)</sup>	710	5	●	●
710547	24" Smart LED TV for TV pull-out system <sup>39)</sup>	1.460	10	●	●
910460	Additional TV connection in sleeping area <sup>25) 36)</sup>	340	3,5	●	-
710481	TV cabinet in sleeping area with TV pull-out system and connection set <sup>36)</sup>	920	12	●	-
710477	Wiring for TV connection in sleeping area incl. cable set and cover panel	290	3	-	●
710470	24" Smart LED TV for TV cabinet in sleeping area <sup>23) 25) 39) 87)</sup>	1.460	10	●	-
710478	24" Smart LED TV in sleeping area incl. TV bracket, contact switch <sup>23) 39) 86)</sup>	1.950	10	-	●
<b>Satellite systems</b>					
750041	Teleco Flatsat Classic 85 satellite system with CI slot <sup>12) 23)</sup>	3.450	28	○	○
750046	Teleco Flatsat Easy Skew Smart 90 / Twin LNB for second TV <sup>12) 23)</sup>	3.810	30	○	○
<b>Interior</b>					
810026	linea progressiva world of style <sup>78)</sup>	870	-	○	○
810100	Carpet for living area	370	6	○	○
810120	Carpet for drivers cabin area	190	1	○	○
810580	Lounge seating area can be converted into a sleeping area <sup>69)</sup>	590	10	○	○
810684	Lounge seating area with shortened L-side for wider passage	320	-	○	○

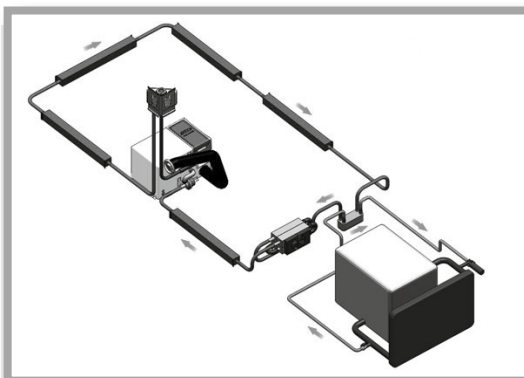
Article No.		€ incl. 19 % VAT	kg	T 4.9 LE	T 5.0 QB
<b>Living area materials</b>					
850600	Barcelona – Antara / fabric combination	<b>Standard</b>	-	X	X
850610	Venezia – Antara / fabric combination	<b>Standard</b>	-	X	X
850700	Malaga – textile leather fabric combination	420	3	○	○
850640	Davos – textile leather / fabric combination	420	3	○	○
850710	Ivory part leather – leather / fabric combination	1.490	7	○	○
850720	Macchiato part leather – leather / fabric combination	1.490	7	○	○
850670	Ivory Supreme part leather – leather/fabric combination	2.300	7	○	○
850680	Sand Supreme part leather – leather/fabric combination	2.300	7	○	○
850690	Ivory leather	3.680	10	○	○
850730	Sand leather	3.680	10	○	○
850740	Macchiato leather	3.680	10	○	○
850501	World of sleeping & decoration set: decorative cushions, bed throw, fitted sheet set <sup>26)</sup>	410	7	○	○

## Hints and additional equipment information



### Truma DuoControl CS with crash sensor, automatic changeover and de-icing function

The Truma DuoControl CS is a safety gas pressure regulator with a crash sensor for two gas bottles. If the operating bottle is empty, the system automatically switches to the reserve bottle. Thanks to the integrated crash sensor, the DuoControl CS is optimal for safe operation of gas-powered devices while driving. In the event of an accident, the crash sensor even reacts at slow collision speeds of 15 to 20 km/h. for example. The gas supply is interrupted immediately before damage to the lines and devices can occur. This means: relaxed arrival, a feeling of well-being and safety for all.



### Alde heat exchanger

The cooling system of the vehicle engine can be used to heat the living area with the optional heat exchanger in conjunction with the Alde central heating system. In order to do this, all you need to do is set the required room temperature on the room thermostat and start the circulation pump of the heating system.

The heating can also operate in the reverse direction using the circulation pump of the basic vehicle. In this case, the main cabin heating acts as engine pre-heating, whereby the central heating system heats the cooling system of the vehicle engine.

## Hints and additional equipment information



### Patented Pedelec scooter garage, with loading height extension of up to 124 cm in conjunction with push-in and transport system

Two advantages in one with Carthago queen-size bed models:

1. Large Pedelec scooter garage with low, conveniently accessible queen-size bed in the rear at same time
2. Loading height extension

The solution: because the bottom edge of the bed can be swivelled upwards and there is a recess in the floor, bikes with a handlebar height of 124 cm can be transported. The push-in and transport system makes loading child's play. With the additional cover panel, the Pedelec scooter garage can also be used as a level garage floor.



### Dometic Waeco - reversing camera with double lens and shutter on the rear panel

A compact colour double camera with CMOS image sensor provides an optimum view and reverse view whilst driving, and has a series of practical characteristics for everyday in the premium class motorhome. It includes the 140° diagonal viewing angle for reversing and a viewing angle of 46° with the long-distance viewing camera, for example. This model also has a motorised protection flap, an extended temperature range of -30 °C to 70 °C and a separate LED window (no dazzling at night-time). The display of distance markers (3 lines) on the monitor and the microphone integrated in the camera also help when reversing.



### Carthago Security alarm system with ultrasonic sensors and gas warner

The Carthago Security alarm system gives you the best possible protection from unwanted visitors and burglars during your holiday: It contains interior monitoring using ultrasonic sensors and a switch for activation and deactivation. The scooter garage hatches (at the driver and passenger sides), the driver's door, the habitation door and the storage compartment hatches (at the driver and passenger side) are monitored using reed contacts. The bonnet is monitored by a door contact switch. The siren, which can be triggered using a handheld transmitter in the event of an alarm or a panic alarm, is safeguarded by an emergency power supply. Propane, butane and anaesthetic gas are also reliably detected using a gas auxiliary sensor. Other functions are the actuation of the vehicle's own central locking and a 1-way immobiliser. The alarm system is activated and deactivated using the remote control.

## General Notes

- The price information shown includes the legally applicable rate of VAT of 21 % and excludes shipping and transport costs
- Some special features can not be installed in all layouts. Your Carthago dealer will be pleased to inform you about installation and technical details regarding the model you choose
- Some vehicles are shown with special features which are available at extra cost
- This information is subject to price, design and equipment modifications and also errors. The details relating to scope of supply, appearance and performance comply with the status at the time of printing
- If our suppliers change product designations during the season, we reserve the right to deliver a part type of equivalent value
- The statutory rate of VAT that is valid at the time of delivery shall apply. All prices are non-binding recommended prices ex factory. In the case of price adjustments by sub-contractors or basic vehicle manufacturers, the prices will be modified accordingly
- Mattress sizes can differ from the specified bed dimensions
- Prices for optional extras apply to installation ex works (not to retrofitting). These extras must be ordered in good time before the vehicle goes into production! Information about this can be obtained from your Carthago dealer directly
- The installation of optional extras can result in loss of storage space
- The option of mounting solar energy and satellite systems depends on the occupation of the roof area
- Any change of the condition of your vehicle as it left the factory can negatively affect driving quality and road worthiness
- Any structural alteration to the vehicle renders liability claims void. The same applies if the customer makes changes to the paintwork / colour of body components
- Deviations from the textures and colours in the illustrations are permitted in as far as they are due to the nature of the materials used and/or are usual in the trade. The same applies to technical changes to the vehicle as long as the overall product quality remains the same or is improved, and the intended use is not affected
- It is possible that inferior-quality clothing can leave marks on the seat covers. This means that the seat covers are discoloured or the dye from the fabrics rubs off. We do not accept any liability for this kind of discolouration
- We recommend always using Carthago extras and having them installed in our factory. We do not accept any liability for damage caused by products not approved by Carthago or by non-permitted alterations. This applies in particular to the installation of parts by workshops not authorised by Carthago. For this reason, please always have all repairs and retrofits carried out by authorised Carthago dealers, and insist on original Carthago accessories
- The water supply system complies with latest technology according to DIN 2001-2



- 5) The specification of the maximum permissible number of seats refers to the respective vehicle weight in the series production condition without additional equipment, and specifies the maximum possible number of persons who can be seated while driving. The number of seats also depends on the weight and the axle load. It can therefore be reduced by installing additional equipment (equipment packages, special equipment) or only be achieved by increasing the weight. With additional approved seats (c-tourer only in conjunction with increased load option) the minimum payload per person increases by 85 kg, and the max. weight for additional equipment reduces at the same time. Detailed information can be found on page 4, no. 3.
- 6) In accordance with EU Implementing Regulation No. 2021/535, the weight in running order corresponds to the (unladen) weight of the vehicle with factory-installed standard equipment (including lubricants, tools, tyre repair kit) plus driver (75 kg), 90% full fuel tank, fresh water tank when driving (20 l / from e-line series 50 l), 100% full aluminium gas bottle. The weight specified by the manufacturer for additional equipment is basically dependent on the weight in running order, and is reduced by installing additional equipment (equipment packages, special equipment). Please note that the actual weight which is specified in the Certificate of Conformity (CoC) is also a standard value. Since the weight in running order – as part of the actual weight – has a legally permissible tolerance of  $\pm 5\%$ , the actual weight can deviate from the specified nominal value accordingly. Detailed information can be found on page 3, no. 2.
- 7) The maximum weight for additional equipment specified by the manufacturer must not be exceeded during the selection and configuration of your vehicle. The maximum weight for additional equipment specified by the manufacturer is intended to ensure that the legally prescribed so-called minimum payload is also actually available for the vehicle payload after delivery of a vehicle by the manufacturer. This means that only so much additional equipment can be ordered and installed in the factory that there is still sufficient free weight for luggage and other accessories (the so-called payload) without exceeding the technically permissible gross weight. Detailed information can be found on page 5, no. 5.
- 9) The technically maximum permissible gross weight describes the floor plan-related permissible weight specified by the manufacturer that your motorhome may weigh when loaded (e.g. 3,500 kg, 4,500 kg). The technically permissible gross weight of the vehicle (e.g. 3,500 kg) must not be exceeded under any circumstances while driving. Detailed information can be found on page 3, no. 1.
- 10) The maximum trailer load depends on the total towing weight of the vehicle. The towed load reduces to 1,800 kg with the Fiat Ducato f40 heavy. The trailer load basically depends on the total towing weight: Fiat Ducato AL-KO 6,000 kg, Mercedes-Benz Sprinter AL-KO 5,880 kg, Fiat Ducato f40 heavy option, including 16 inch steel wheels.

## General

- 1) Total vehicle length is the measurement between the front skirt and the rear end.
- 2) The total vehicle width corresponds to the measurement from exterior wall to exterior wall (side wheel arches approx.: + 70 mm).
- 3) Height changes depending on installation of certain optional accessories. The vehicle height with the Fiat chassis light / heavy / double axle can differ by 50 mm.
- 8) The PSM (Parametrisable Special Module) is an interface between the vehicle and the habitation electronics, and is needed to control the pneumatic suspension.
- 11) Child seats with restraint systems must not be installed on the passenger seat.
- 12) Mounting capability depends on the roof area occupancy. The height of the habitation changes by 130 mm with the optional satellite system and roof-mounted air conditioning system.
- 13) Full pneumatic suspension at rear axle with raise / lower function. Lowering the rear axle pneumatic suspension when the rear supports are extended can damage the vehicle undercarriage.
- 14) The standard roof-mounted fan in the kitchen area is omitted from the chic c-line model range if the roof-mounted air conditioning system option is selected.
- 17) Central locking can be operated via the radio transmitter in the ignition key. "Coming home" function: Activation of the awning light/drivers cabin door lighting via the remote control in the main key, with automatic switch-off delay.
- 19) Pioneer media centre with touch screen in drivers cabin, wireless Apple CarPlay / Android Auto, Bluetooth, USB interface for connecting portable devices (low-profile: monitor function for optional reversing camera). not possible in conjunction with Mercedes-Benz chassis.
- 20) Full pneumatic suspension with automatic levelling. The overall height of the vehicle increases by 30 mm.
- 22) Omission of Mini-Heki skylight in kitchen area.
- 23) If a satellite system and an additional Smart LED TV in the sleeping area is selected, only the satellite system with TWIN can be ordered (for two TV devices).
- 25) Additional TV connection option not possible in conjunction with option 710470 24" Smart LED TV, since this is already included.
- 26) Carthago world of sleeping & decoration set consisting of one or three decorative cushions (model-dependent), a Jacquard bed throw with woven-in Carthago logo and a fitted sheet set to match the respective model.
- 32) The rear axle load increases to 2,500 kg if 16 inch alloy wheels are selected.
- 33) In the event of unfavourable conditions, manual readjustment of the air conditioning system may be necessary.
- 35) Option Carthago Security alarm system, including ultrasonic sensors in living area, door and scooter garage contact switch, panic alarm function, indicator activation and gas sensor for anaesthetic, propane and butane gas. The legal recognition of the alarm system by insurance companies is regulated differently depending on the country and cannot be guaranteed by the manufacturer.
- 36) Incl. connection set: Coaxial cable, antenna socket, 12 V socket.
- 37) No drawers in the kitchen base cabinet (quantity depends on the model). Dimensions of oven in kitchen block (in mm): Height 445 x Width 445 x Depth 490. Not possible in conjunction with the Tec-Tower option.
- 38) The Midi-Heki above the seating group is omitted if electric central drop-down bed option is selected. Headroom beneath central drop-down bed: 1.84 m.
- 39) TV with DVB-T2 tuner receiver (incl. USB, HDMI, Full HD).
- 42) With the Pedelec scooter garage option, the fresh water tank volume of the chic c-line changes to 160 l, and the load capacity of the scooter garage is reduced by 100 kg. Not possible in conjunction with aluminium chequered floor for scooter garage.
- 44) LED daytime driving lights option not possible in conjunction with Fiat Full LED headlights, since this is already included.
- 45) Position: Lounge seating area (230 V, USB), sleeping area rear overhead compartment (230 V, USB), scooter garage (230 V).
- 47) The charge booster is incorporated between the alternator and the starter and also the main cabin battery, and ensures that the alternator generates power during travel until the batteries are charged.
- 48) With option HY4 hydraulic supporting jack system, the mechanical support jacks are omitted. Option HY4 hydraulic supporting jack system with automatic levelling.
- 50) When selecting a driver's assistance package, there is a cut out for the camera casing in the camera position area (top centre) for the drivers cabin blackout system.
- 51) Multimedia system (Mercedes-Benz: 10.2" display; Fiat: 10.1" display), Bluetooth connectivity with audio streaming and hands-free function, Smartphone integration via Android Auto or Apple CarPlay, USB interface for connecting portable devices. Mercedes-Benz: Vehicle weights and vehicle dimensions cannot be stored separately in the navigation system.
- 52) The specified fresh water volume already includes the volume of the boiler.
- 54) The supplied roof antenna in the Mercedes-Benz variant also contains a GPS function.
- 55) The optional lithium ion batteries replace the standard gel battery/batteries. The battery status display can be accessed via a free app and touch display with 18 A automatic charger.
- 57) Reinforced spring on front axle for optimum ride comfort not possible in conjunction with AL-KO "ACS" High Performance front axle spring strut
- 60) Option "skyview" skylight incl. indirect LED lighting not possible in conjunction with central drop-down bed above lounge seating area.
- 63) Truma Combi 6E option not possible in conjunction with Alde warm water heating option.
- 64) Designer bar cabinet with holder for two Carthago wine glasses and two Carthago long drink glasses.
- 65) The collision braking system automatically triggers braking in the event of a collision in order to prevent or lessen the effects of a possible secondary collision.
- 66) Aluminium chequered floor option not possible in conjunction with Pedelec scooter garage.
- 67) 4-cylinder engine with 2.2 litre engine, 140 HP: 350 / 380 Nm, 180 PS engine: 380 / 450 Nm.
- 68) 9G automatic torque converter transmission with Fiat Ducato f35 only possible in conjunction with 16 inch steel wheels or 16 inch alloy wheels option.
- 69) The foot pedal for adjusting the table is omitted in the option with the lounge seating area with a lowerable table top which can be converted into a sleeping berth. The lever for adjusting the table is beneath the table top in this variant.
- 71) Push-in and transport system option for 2 Pedelecs/E-bikes only in conjunction with Pedelec scooter garage.
- 73) Truma DuoControl CS with crash sensor, automatic changeover and de-icing function option.
- 75) Tec-Tower fridge combination 153 l option, with door that opens at both sides, separate freezer compartment and gas oven. Not possible in conjunction with gas oven in kitchen base unit option.
- 77) casablanca world of style: Noble Cherry furniture decor with overhead cabinet doors with bicolor look in high-gloss ivory.
- 78) linea progressiva world of style: Golden acacia furniture decor in bicolor look with overhead cabinet doors in high-gloss ivory, overhead cabinet underside in matt pearl white.
- 80) Radio/moniceiver option with touch screen in drivers cabin, Bluetooth and USB interface for connecting portable devices (low-profile: monitor function for optional reversing camera).
- 86) 24" Smart LED TV incl. TV bracket, loudspeakers and integrated contact switch wirelessly integrated in television wall for sleeping area (only in conjunction with connecting set)
- 87) 24" Smart LED TV in sleeping area integrated into the furniture design (only in sleeping area TV package)
- 88) Speakers in drivers cabin (2x) and lounge seating area (2x), DVB-T2 reception.
- 90) If the package is selected, in order to reduce the weight of the vehicle, individual constituents of the series production configuration or the Basic Plus package are replaced (fuel tank 60 l / 65 l) or removed (SOG toilet ventilation, waste water hose set, solar system wiring). The replacement or removal of individual options has been taken into consideration and offset in the package price.
- 95) It is recommended to order the gas filter in conjunction with the Truma DuoControl CS option, since the manufacturer of the Truma DuoControl invalidates the warranty if the gas pressure regulator and valves become defective or damaged because of oil or other foreign materials in the liquid gas.
- 97) Not in conjunction with the MBUX 10.2" option.
- 99) 4-cylinder engine with 2.0 l, max. 400 Nm.
- 100) Reversing camera system in conjunction with Fiat infotainment package and MBUX 10.2" digital instead of analogue, and only available as single lens.
- 103) Kitchen / coffee package or voltage converter option with c-tourer only possible in conjunction with an additional battery (gel / lithium).
- 104) Digital instrument cluster with colour display in dashboard for optimum networking with the Fiat 10.1" multimedia system for displaying 3D navigation maps and driver assistance systems.
- 105) The prices are recommended retail prices. Because of the cost and price developments on the procurement markets, which are extremely volatile and can therefore not be calculated over the long term, the right is reserved to adjust our prices to our dealers and also make an appropriate price adjustment to our recommended retail prices. Of course, we endeavour to pass on appropriate pricing to the market at all times. You are advised to consult your dealer about the price that applies at the point in time when the contract is concluded.
- 106) The battery status display can be accessed via a free app with an 18 Ah automatic charger.



Notes concerning the details in this price list: all previous price list become invalid when this price list appears. Changes may occur during the model year after the editorial deadline for this printed document in December 2023. The manufacturer reserves the right to make structural and design changes that become necessary, provided that they are in the interest of technical progress and are reasonable for the customer, plus changes to equipment, differences in colour combinations or individual colour shades, material quality differences and changes to the scope of delivery on the part of the manufacturer. This also applies to colour differences on basic vehicles, insofar as they are a result of changes made by the basic vehicle manufacturer. Please consult your dealer for detailed advice concerning the status of the current product or series.

The information about the scope of delivery, appearance, performance, dimensions and weights of the vehicles (differences within the scope of the factory tolerances ( $\pm 5\%$  max.) are possible and permissible) corresponds to the state of knowledge at the time of going to print. Please be aware that some of the vehicles are depicted with special equipment for which an additional charge applies. In some cases they are shown with equipment features that do not correspond to the series production version and can also not be ordered as special equipment.

Prior written consent from Carthago Reisemobilbau GmbH is required for the reprinting of this publication or extracts thereof. The information in this publication is compliant with the German StVO and StVZO (road traffic and road traffic licensing regulations). Mistakes, translation errors and printing errors excepted. All information is based on the characteristics of the German market.

Printed in Germany.

© Carthago Reisemobilbau GmbH, 88326 Aulendorf,  
Tel. +49 7525 9200-0